

The North of
Tyne Combined
Authority Inclusive
Economy Board's

Wellbeing Framework for the North of Tyne



Report by the Roundtable on
Wellbeing in the North of Tyne

Acknowledgments

The Report of the Roundtable on Wellbeing in the North of Tyne was written by Ben Thurman¹, Brogan Turner², Hannah Ormston¹, Jenny Peachey¹, Jennifer Wallace¹, Liz Zeidler³ and Rhiannon Bearne². It draws on a wealth of evidence generously shared by people living and working in the North of Tyne, and the insight and deliberation of Roundtable members.

The Roundtable is grateful for the support of the North of Tyne Combined Authority, the North of Tyne Combined Authority's Inclusive Economy Board, Cllr Karen Kilgour, NTCA Cabinet Member for Education, Inclusion and Skills, and Mayor Jamie Driscoll throughout this project; and for the contribution of all those who participated in building this vision for wellbeing in the North of Tyne.

- 1 Carnegie UK
- 2 North of Tyne Combined Authority
- 3 Centre for Thriving Places.

ISBN 978-1-912908-77-6




The text of this work is licensed under the Creative Commons Attribution-ShareAlike 3.0 Unported License.

To view a copy of this license visit, <http://creativecommons.org/licenses/by-sa/3.0/> or send a letter to Creative Commons, 444 Castro Street, Suite 900, Mountain View, California, 94041, USA.

Contents

Introducing a Wellbeing Framework for the North of Tyne	2
1. Background to wellbeing in the North of Tyne	5
2. The Roundtable's approach	8
3. Understanding what matters to people in the North of Tyne	13
4. The Wellbeing Framework	20
5. The Roundtable's Recommendations	31
Bibliography	32
Appendices	36



Introducing a Wellbeing Framework for the North of Tyne

The North of Tyne region is an area of rich history, stunning coastlines, and impressive architecture. It is proud of its heritage as a cradle of the industrial revolution, home to a National Park and to a UNESCO World Heritage Site. Most of all, it is filled with people who are proud of their community and place, and passionate about the region's future.

We know that the North of Tyne also faces a number of challenges. High levels of unemployment, socio-economic inequality and rising levels of child poverty curtail the opportunities for too many people living in the region. These challenges have only been exacerbated by the COVID-19 pandemic. At the same time, the experience of the last 18 months and the 'spirit of togetherness' that saw communities supporting each other provides hope for the future.

It is clear that those living in the North of Tyne want to go further than 'build back better': they want to recover, reimagine and redesign.

The North of Tyne Combined Authority (NTCA) was established in 2018 as a partnership between three local authorities, Newcastle City Council, North Tyneside Council, and Northumberland County Council, with a shared ambition to create inclusive, sustainable growth through devolution.

Our North of Tyne vision is of a dynamic and more inclusive economy, one that brings together people and opportunities to create vibrant communities and a high quality of life, narrowing inequalities and ensuring that all residents have a stake in our region's future.¹

1 North of Tyne Combined Authority (2021) *Jobs, Skills and a post-Covid Economy: Corporate plan 2021-2022*.

Since its formation, the NTCA has sought to use its powers to improve the lives of everyone who lives and works in the North of Tyne. This work has been strengthened through partnership with the North of Tyne's first Mayor, Jamie Driscoll, whose mission of achieving 'zero carbon zero poverty' for the area is now embedded in the NTCA's Corporate Plan 2021-2022.²

At the same time, Carnegie UK was developing its 'SEED' model of wellbeing. This model recognises that the building blocks of a good life are not just about money, but a complex interplay of factors that include our friends and family, our health, our neighbourhood and local environment, and our ability to contribute meaningfully to our community. Collective wellbeing only happens when social, economic, environmental, and democratic wellbeing are given equal weight, so that we all have what we need to live well together.³

In December 2020, the NTCA and Carnegie UK co-hosted an event to explore the opportunities for 'Building a Wellbeing Recovery in the North of Tyne'. The two organisations agreed to work together to look at the mechanisms for embedding wellbeing in

2 North of Tyne Combined Authority (2021) *Jobs, Skills and a post-Covid Economy: Corporate plan 2021-2022*.

3 Wallace et al. (2020) *Gross Domestic Wellbeing (GDWe): An alternative measure of social progress*; Carnegie UK (2021) *Learning how to live well together: Our strategy for change 2021*.

Collective Wellbeing

At Carnegie UK we believe that collective wellbeing happens when **social**, **economic**, **environmental** and **democratic** wellbeing outcomes are seen as being equally important and are given equal weight.



decision-making processes. They decided to adopt the roundtable methodology recommended in the seminal 'Stiglitz-Sen-Fitoussi Report'.⁴

We were privileged to take up the positions of Co-Chairs of the Roundtable on Wellbeing in the North of Tyne. Over the last six months, the Roundtable has undertaken a process of listening to, and reflecting on, what matters to people living in the North of Tyne, including voices that are often unheard in policy making. We have invited contributions from people living and working across the region. We have also sought out technical expertise from YouGov and from the Centre for Thriving Places, to help us understand our wellbeing priorities, and to develop a set of indicators to measure progress.

Throughout this process we have received support and guidance from the NTCA's Inclusive Economy Board. In this report, we are proud to introduce the culmination of our work, *The Inclusive Economy Board's Wellbeing Framework for the North of Tyne*. With the Roundtable's work now concluded, it is our hope that the Board will oversee the implementation of the Wellbeing Framework that we have developed.

The rest of this report outlines the process designed by the Roundtable on Wellbeing in the

North of Tyne, and the evidence we considered as part of it. It then presents the Wellbeing Framework in detail, consisting of a vision statement, ten wellbeing outcomes, and a set of indicators that will measure progress towards those outcomes. It finishes with a series of recommendations to the NTCA Cabinet.

The Roundtable's remit was to develop a framework to assist the NTCA in understanding what matters to people in the North of Tyne, and to identify the outcomes and indicators they should prioritise in order to improve collective wellbeing. Our recommendations therefore focus on the Wellbeing Framework itself: we recommend that the NTCA **adopts** the proposed Wellbeing Framework, **communicates** it to people who live and work in the North of Tyne, **embeds** this understanding of wellbeing into decision-making, and publishes a timetable to regularly **report** and **review** progress.

By doing this, the Roundtable believes that the NTCA and its partners can effectively adopt a wellbeing approach to the pandemic recovery that will improve the lives of people throughout the region.

*Professor Mark Shucksmith OBE
& Sarah McMillan*

**Co-Chairs of the Roundtable on Wellbeing
in the North of Tyne**

⁴ Stiglitz et al. (2009) *Report of the Commission on the Measurement of Economic Performance and Social Progress (CMEPSP)*.

Wellbeing Framework for the North of Tyne

Our vision

The North of Tyne is a place with a dynamic and more inclusive **economy** one that brings together people and opportunities to create vibrant communities and a high **quality of life** narrowing **inequalities** and ensuring that all residents have a stake in our region's **future**

Our wellbeing outcomes



1. Background to wellbeing in the North of Tyne

The origin of the 'Wellbeing Agenda'

Since the end of the Second World War, 'progress' has focused on the reduction of poverty and the generation of wealth, as captured by measures of national income such as Gross Domestic Product (GDP). But questions about GDP, and whether it is a decent measure of what makes a good society, have been around for nearly as long as the measure itself. Right now, as the world is changing around us, it is a good time to rethink how we think about what individuals, communities and societies need to flourish.

The current focus on economic growth, measured through GDP, can imply that acquiring wealth is a proxy for improvement in people's quality of life, and yet there is extensive evidence that, at least after basic needs are met, money is not necessarily a key determinant of happiness.⁵ Perversely, events that common-sense suggests may negatively impact subjective wellbeing – such as natural disasters, crime and divorce – can sometimes impact positively upon GDP. At the societal level, economic growth can have a negative impact on wellbeing as it often leads to pollution and the depletion of resources.⁶ A 'growth at any cost' economic model has also been associated with deepening inequalities,

and some of the psychological downsides of social anxiety, debt-based consumerism, and addictive behaviour.⁷

The concept of collective wellbeing is an alternative to this narrow view of social progress. Collective wellbeing is a holistic approach to thinking about what we all need to live well, individually and together. In 2008, the French Government initiated the Commission on the measurement of Economic Performance and Social Progress, led by Joseph Stiglitz, Amartya Sen and Jean-Paul Fitoussi.⁸ The Commission's aim was to identify the limits of GDP as an indicator of economic performance and social progress, to consider additional information for the production of indicators of social progress, and assess the feasibility of alternative measurement tools.

A key driver of the Commission's work was the observation that 'What we measure affects what we do; and if our measurements are flawed, decisions may be distorted.' Choices between promoting GDP and protecting the environment may be false choices once environmental degradation is appropriately included in our measurement framework.

The Stiglitz-Sen-Fitoussi Report distinguishes between an assessment of current wellbeing, and an assessment of sustainability. Current wellbeing has to do with both economic

5 The 'Easterlin Paradox' was first coined in the 1970's and informed subsequent research, including the Stiglitz-Sen-Fitoussi Report. Easterlin (1974) 'Does Economic Growth Improve the Human Lot? Some Empirical Evidence'; Stiglitz et al. (2009) *Report of the Commission on the Measurement of Economic Performance and Social Progress (CMEPSP)*

6 Raworth (2017) *Doughnut Economics: Seven Ways to Think Like a 21st-Century Economist*.

7 Wilkinson & Pickett (2009) *The Spirit Level: Why More Equal Societies Almost Always Do Better*.

8 Stiglitz et al. (2009) *Report of the Commission on the Measurement of Economic Performance and Social Progress (CMEPSP)*

resources and with non-economic aspects of people's lives. Whether these levels of wellbeing can be sustained over time depends on whether stocks of capital that matter for our lives (natural, physical, human, social) are passed on to future generations. In this sense, the debate on wellbeing must incorporate considerations associated with the debate on sustainable development. They recommended that a basket of indicators is used to measure social progress, rather than relying on one measure. These indicator sets were seen as essential to supporting better decision-making for communities and citizens.

Internationally, the Stiglitz-Sen-Fitoussi report contributed significantly to an already evolving interest in, and analysis of, wellbeing and the economic, social and environmental factors that contribute to it.⁹ In the years since, many governments have developed wellbeing frameworks, bringing together these indicators into a single coherent picture of 'how life is' in regions, cities and nations. The most notable examples are the Wellbeing Economy Governments of New Zealand, Iceland, Scotland and Wales.¹⁰ These governments have developed innovative legislation and practical policies to move from rhetoric to reality and improve inequality. As they deepen their wellbeing approaches, governments are now beginning to embed the measures and the overall approach in policy processes such as budget setting, policy appraisal and evaluation.¹¹

The context of devolution in the North of Tyne provides an exciting opportunity to shape a wellbeing approach at a Combined Authority level.

9 See, for example, OECD, *Measuring Well-being and Progress: Well-being Research*.

10 Wellbeing Economy Alliance. *Wellbeing Economy Governments*.

11 Examples include Scotland's National Performance Framework, the Well-being of Future Generations in Wales, and most recently, New Zealand's 'wellbeing budget'.

Setting wellbeing in context: the SEED approach

While variously called sustainable development, inclusive growth, quality of life, happiness or going 'beyond GDP', Carnegie UK articulates a vision of 'collective wellbeing' in which everyone has what they need to live well now and in the future. More than health and wealth, it includes having friends and loved ones, the ability to contribute meaningfully to society, and the ability to set our own direction and make choices about our own lives. Collective wellbeing, therefore, is made up of, and places equal weight on, social, economic, environmental, and democratic (SEED) outcomes.

All of these different domains of our lives are interconnected: for example, the construction of a new road, creating jobs (economic) and improved transport connections (social) could have a negative impact on emissions (environmental). The core message of a wellbeing approach is the need to create a better understanding and measurement of social progress, whether nationally, regionally, or locally, in order to rebalance these outcomes.¹²

While there are universal 'truths' in wellbeing (such as the importance of family and friends, the impact of poor health on wider wellbeing and the importance of protecting the environment to allow for future wellbeing), these can only be understood in detail in a particular time and place. So, for example, education matters for wellbeing, but good education in Newcastle will be different from a good education in New Delhi.

And now, with the recent shocks to our health and economy coming on top of pressing questions about the sustainability of our environment, the debate about how we measure social progress has taken on a new urgency.

12 Wallace et al. (2020) *Gross Domestic Wellbeing (GDWe): An alternative measure of social progress*.

Since the start of the pandemic, discussion about the importance of protecting the collective wellbeing of people living in the UK from the social, economic, environmental, and democratic consequences of COVID-19 has increased in prominence: in the media, within civil society, and in political rhetoric. COVID-19 sparked new, and renewed existing, conversations about what exactly wellbeing and social progress are, and how a wellbeing approach that includes long-term, preventative policymaking could help to alleviate the multiple impacts of the virus on current and future generations.

Building a wellbeing approach for the North of Tyne

By 2020, a number of factors had aligned to create the conditions for a wellbeing approach in the North of Tyne. The Devolution Deal and partnership between Newcastle City Council, North Tyneside Council and Northumberland County Council provided new powers and new impetus for collaboration (see Appendix 5 for further background to devolution in the North of Tyne). Mayor Driscoll's and the Cabinet's collective commitment to a 'zero carbon, zero poverty' recovery offered a clear vision for

the future. The Inclusive Economy Board was established to tackle some of the long-standing economic challenges in the region, and the Citizens' Assembly on Climate Change¹³ was planned to guide the region's approach to promoting environmental wellbeing. Alongside this, the COVID-19 pandemic had generated a desire to build on the strength of the community response, and ensure that everyone had a stake in the region's future.

In December 2020, Carnegie UK and the NTCA hosted an online event where people living and working in the North of Tyne had the opportunity to hear and take inspiration from national and international examples of wellbeing approaches to government, including Sophie Howe, Future Generations Commissioner for Wales. Building on the success of the event, Carnegie UK was invited to work with the NTCA to explore the possibilities for a wellbeing approach in the North of Tyne. Carnegie UK recommended a roundtable methodology to bring together stakeholders in the region to consider wellbeing in the round. The following chapter of this report discusses the process that the Roundtable designed.

¹³ The Citizens' Assembly reported in July 2021: Bryant (2021) *The North of Tyne Citizens' Assembly on Climate Change 2021*.

2. The Roundtable's approach

In 2021, with the guidance of its Inclusive Economy Board, and the support of Mayor Driscoll and the Cabinet, the NTCA began working with Carnegie UK to explore a wellbeing approach to the pandemic recovery, with the aim of establishing a framework for embedding wellbeing in decision-making across the area. A core principle was that the process should take a co-designed approach, informed by the views of people living and working in the North of Tyne, in-line with the NTCA's stated values and ways of working.¹⁴ Once a framework had been created, this would be taken to the NTCA's Cabinet and, if approved, would make the North of Tyne the first Combined Authority in England to measure and align policy to wellbeing.

In 2009, the authors of the 'Stiglitz-Sen-Fitoussi Report' had recommended that roundtables should be established, 'with the involvement of stakeholders, to identify and prioritise those indicators that carry the potential for a shared view of how social progress is happening and how it can be sustained over time'.¹⁵ Since then, Carnegie UK has successfully applied this roundtable methodology to influencing wellbeing frameworks in Scotland¹⁶ and in Northern Ireland.¹⁷ It was therefore decided to apply this approach to exploring wellbeing in the North of Tyne: a Roundtable of individuals offering a wide range of interests and expertise was put together by invitation (see table 1) with Carnegie UK acting as secretariat.

The Roundtable on Wellbeing in the North of Tyne met virtually on four occasions between May and October 2021. Its members drew on their collective expertise, and Carnegie UK's prior knowledge and experience of supporting wellbeing approaches to government, to consider key questions and develop a framework for a wellbeing approach to the pandemic recovery. At its first meeting in May 2021, the Roundtable agreed a Terms of Reference (Appendix 1), in which it set out its aims to explore:

1. Whether wellbeing can inform a shared policy narrative across different departments and tiers of government in North of Tyne?
2. What are the key wellbeing outcomes for North of Tyne, aligned to existing policy commitments and public engagement?
3. What data is available to chart progress towards these outcomes?
4. What changes are required to ways of working in public authorities to support a wellbeing approach and how can they be embedded?
5. How should North of Tyne authorities report progress to the public and stakeholders?

The Roundtable's approach was informed, in particular, by guidance on wellbeing frameworks for cities and regions, developed by Carnegie UK in partnership with Organisation for Economic Co-operation and Development (OECD), which highlights the importance of defining, and understanding, what wellbeing means locally; of selecting appropriate wellbeing domains; and agreeing the best available indicators.¹⁸

14 North of Tyne Combined Authority (2021) *Jobs, Skills and a post-Covid Economy: Corporate plan 2021-2022*.

15 Stiglitz et al. (2009) *Report of the Commission on the Measurement of Economic Performance and Social Progress (CMEPSP)*.

16 Smith & Herren (2011) *More than GDP: Measuring What Matters. Report of the Round Table on Measuring Economic Performance and Social Progress in Scotland*.

17 Doran et al. (2015) *Towards a Wellbeing Framework: Background Report prepared for the Roundtable on Measuring Wellbeing in Northern Ireland*.

18 Coutts & Wallace (2016) *Sharpening Our Focus: Guidance on wellbeing frameworks for cities and regions*.

Table 1: The Roundtable on Wellbeing in the North of Tyne

<p>Professor Mark Shucksmith OBE (Co-chair) Newcastle University / Carnegie UK Trustee</p>	<p>Mark is Professor of Planning at Newcastle University, where he was also Director of the Institute for Social Renewal from 2012-18. His main areas of research include social exclusion in rural areas, rural housing, rural development and policy.</p>
<p>Sarah McMillan (Co-chair) Assistant Director of Policy, Northumberland County Council</p>	<p>As Assistant Director of Policy at Northumberland County Council, Sarah leads the development of strategy and policy at a large rural Local Authority, where she has been instrumental in the response to and recovery from the Covid-19 pandemic in the County, and across the region. In a career of over 20 years, Sarah has worked at local, regional and national tiers of Government, leading large scale national programmes and developing and influencing economic and social policy in areas such as education, skills and economic growth.</p>
<p>Andrea Malcolm Executive Director of People, Homes and Communities, Bernicia</p>	<p>Andrea is the Executive Director of People, Homes and Communities at Bernicia. Andrea's successful 30-year career in the social housing sector has spanned senior leadership positions in Housing Management, Human Resources and Organisational Development. Each of these has contributed significantly to Bernicia's success and substantial business growth, with Andrea leading on transition and transformation agendas.</p>
<p>Behnam Khazaeli Senior Public Health Manager, North Tyneside Council</p>	<p>Behnam is an experienced local authority officer with over 17 years' experience (working at Gateshead Council, South Tyneside Council and currently North Tyneside Council) with a range of knowledge and experience across neighbourhood management, community development, community safety, commissioning, and public health. Passionate about public health and community development (asset based approaches), he is currently a Senior Public Health Manager leading on a wide portfolio including obesity and physical activity, NHS Health checks, Domestic Abuse, Culture & Wellbeing and support around COVID-19 and workplaces.</p>
<p>Emma Ward Research, Evidence and Analysis Programme Manager, North East Local Enterprise Partnership</p>	<p>Emma Ward is the Research, Evidence and Analysis Programme Manager at the North East LEP. Her role focuses on putting evidence at the heart of decision making, through supporting the commissioning, conducting and dissemination of research and analytical activities. She has previously held a series of research and evaluation roles in the region; at consultants ERS and the Wise Group, before joining the North East LEP.</p>
<p>Jennifer Wallace Director, Carnegie UK</p>	<p>Jennifer is a Director at Carnegie UK. An experienced manager and public policy researcher and analyst, her work in the public and voluntary sector has led to positive change in legislation, policy, and practice.</p>
<p>Laura Seebom Executive Director of External Affairs, Changing Lives</p>	<p>Laura is Executive Director at Changing Lives, leading external affairs, policy, communications, and innovation across the organisation. Her role includes raising the voices of people experiencing homelessness, addiction, the criminal justice system and exploitation and ensuring that decision-making and systems are focused on recovery and wellbeing.</p>

Table 1: The Roundtable on Wellbeing in the North of Tyne	
<p>Leigh Mills Head of Inclusive Growth, North of Tyne Combined Authority</p>	<p>Leigh is the Head of Inclusive Growth at the North of Tyne Combined Authority (NTCA). Responsible for NTCA's learning, skills, and labour market strategy she leads a team delivering the £25m devolved Adult Education Budget programme, and wider inclusive economy and good work initiatives for the North of Tyne.</p>
<p>Liz Robinson Public Health Manager, Northumberland County Council</p>	<p>Liz has worked in local authorities in Northumberland and Newcastle for over 20 years in a variety of roles supporting local authorities in their role to improve public health. These have included supporting Health Scrutiny Panels, Local Strategic Partnerships Health Coordination Groups and Strategic Boards.</p>
<p>Lorna Smith Assistant Director of Public Health (Acting), Newcastle City Council</p>	<p>Lorna is a Consultant in Public Health with a background in international development and experience of working in the NHS, local authorities and with central government. Lorna currently leads the Wider Determinants of Health portfolio for Newcastle City Council public health department and has particular interests in wellbeing, health literacy and inequalities. During the pandemic Lorna has been the Assistant Director of Public Health with specific leadership for vaccine inequalities, outbreak management and Newcastle's welfare support infrastructure.</p>
<p>Miatta Fahnbulleh Chief Executive, New Economics Foundation</p>	<p>Miatta is Chief Executive of the New Economics Foundation. She has a wealth of experience in developing and delivering policy to empower communities and change people's lives. She has been at the forefront of generating new ideas on reshaping our economy inside government and out.</p>
<p>Robin Fry Chief Executive, VODA</p>	<p>Robin is the North of Tyne Mayor's Ambassador to the VCSE sector. Also, Chief Executive of North Tyneside charity VODA, founded on the belief that volunteering and social action can transform communities for the better.</p>

It was agreed that the scope of the Roundtable was to develop a wellbeing framework that reflected the evidence on what matters to people in the North of Tyne, and allowed the NTCA to measure progress towards an agreed set of wellbeing outcomes. And so, while there are policy implications for much of the

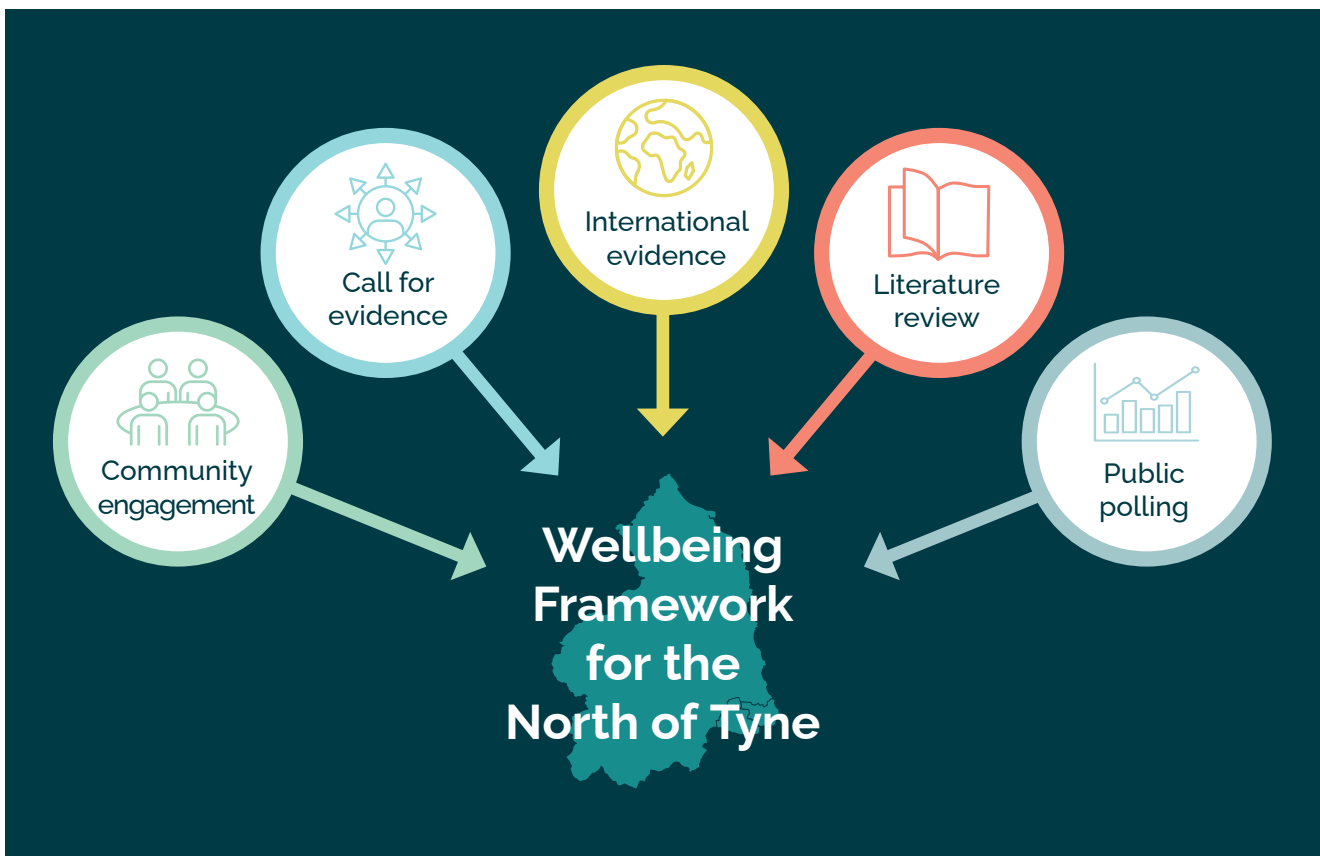
evidence that the Roundtable considered, its recommendations are focused on the process of adopting, and sustaining, a wellbeing framework. The next steps for taking forward the framework would involve detailed consideration of the policies that a wellbeing approach suggests.

Considering evidence on what matters for wellbeing for people in the North of Tyne

In order to understand what matters to people living and working in the North of Tyne, the Roundtable heard evidence drawn from a range of different activities: a desk-based policy and literature review of wellbeing issues and the impact of COVID-19 on people and communities living in the North of Tyne; written submissions to an open call for evidence on key issues highlighted in the desk-based review; and reports from a series of public engagement activities, in which eleven community organisations were given funding to conduct workshops which

aimed to engage voices that are often unheard in policy conversations on the question of what matters for wellbeing. By adopting a mixed approach, the Roundtable aimed to develop a picture of wellbeing in the North of Tyne that was informed by national data, local insight, and community voice: this evidence is presented in detail in chapter 3.

Having considered this evidence, the Roundtable commissioned polling from YouGov, with the dual purpose of filling in gaps in evidence and canvassing people's priorities for 'the North of Tyne we want'. Data from the second question was used by the Roundtable to inform the wellbeing outcomes that are presented in chapter 4.



Adopting the SEED domains

An early decision was taken to use the SEED model – which understands collective wellbeing as giving equal weight to social, economic, environmental, and democratic wellbeing outcomes¹⁹ – as a framework for the Roundtable’s activities. This decision was consistent with guidance that advises to ‘start with a theoretical framework’, using this to define what wellbeing means to local stakeholders and communities.²⁰

The call for evidence, therefore, asked people to identify the most important social issues, economic issues, environmental issues, and democratic issues. Evidence from public engagement was also analysed according to these domains. The Roundtable’s analysis of what matters for wellbeing in the North of Tyne identified a number of areas of intersectionality (where social wellbeing influenced environmental wellbeing, and so on), and specific demographics for whom certain wellbeing domains felt more important than others (both of which are discussed in the following chapter). However, overall, the evidence considered by the Roundtable suggested that the SEED model, which places equal weight on wellbeing domains²¹ was both applicable and relatable for people living and working in the North of Tyne.

As a result, the evidence presented in the following chapter, and the wellbeing framework itself (Chapter 4) is organised under the following domains, each of which the Roundtable considers of equal importance in achieving the vision for wellbeing in the North of Tyne:

- **Social wellbeing:** we all have our basic needs met
- **Economic wellbeing:** we all have a decent minimum living standard

19 Wallace et al. (2020) *Gross Domestic Wellbeing (GDWe): An alternative measure of social progress*; Carnegie UK (2021) *Learning how to live well together: Our strategy for change 2021*.

20 Coutts & Wallace (2016) *Sharpening Our Focus: Guidance on wellbeing frameworks for cities and regions*.

21 Unlike other models, for example the Thriving Places Index (Centre for Thriving Places, 2021) or ‘doughnut’ economic model, which include planetary limits and human rights/ equalities baselines (Doughnut Economics Action Lab, 2021).

- **Environmental wellbeing:** we all live within the planet’s natural resources
- **Democratic wellbeing:** we all have a voice in decisions that affect us

Developing a set of indicators

The Roundtable worked with the Centre for Thriving Places to develop an approach to measuring wellbeing, which was based on the research, data, and evidence behind the highly regarded Thriving Places Index.²² This model was adapted to reflect the SEED domains, NTCA priorities, and the evidence gathered and considered by the Roundtable. The indicators were considered at various iterations over the course of the Roundtable’s work, and the final set of indicators is discussed in Chapter 4 and presented in full in Appendix 4.

Support from NTCA’s Inclusive Economy Board

The NTCA’s Inclusive Economy Board provided important governance and oversight of the project during its progress. A central feature of the NTCA’s devolution settlement,²³ the Inclusive Economy Board supported the early engagement event, and through regular reports and a presentation from Co-chair Professor Mark Shucksmith OBE, also a Board member, helped align the project progress and subsequent outputs to the NTCA’s overall strategy. Subject to the Cabinet’s response to this report, it is proposed that implementation and oversight of the Framework should sit with the Inclusive Economy Board. If agreed by Cabinet, formal endorsement of this commitment would be requested by the Board in early 2022.

22 Centre for Thriving Places. *Thriving Places Index*.

23 HM Government (2018) *North of Tyne Devolution Deal*.

3. Understanding what matters to people in the North of Tyne

The first step in building a wellbeing approach is to define what wellbeing means locally. The Roundtable therefore took forward a number of activities to understand what matters to people in the North of Tyne.

In May, the Roundtable issued a Call for Evidence, which ran for eight weeks until mid-July. The Call for Evidence was open to anyone living and working in the North of Tyne, and asked people to contribute information on the following questions:

- What are the most important **social** issues for people living and working in the North of Tyne?
- What are the most important **economic** issues for people living and working in the North of Tyne?
- What are the most important **environmental** issues for people living and working in the North of Tyne?
- What are the most important **democratic** issues for people living and working in the North of Tyne?
- What are the most **promising approaches** to improving social, economic, environmental, or democratic wellbeing in the North of Tyne?
- What are the **biggest barriers** to improving social, economic, environmental, or democratic wellbeing in the North of Tyne?
- What **data** do you have, or use, about social, economic, environmental, or democratic wellbeing in the North of Tyne?

The Call for Evidence elicited 33 responses from organisations spanning a range of sectors, including local government, civil society, academics and think tanks (see Appendix 2 for a full list of respondents).

In addition to seeking written submissions to the Call for Evidence, there was an expressed intent to understand what mattered to people and communities, with a particular focus on hearing voices that are often unheard in decision making processes. To support this, the Roundtable invited community organisations working across the region to carry out community engagement events, facilitating conversations with residents and beneficiaries on at least two of the following areas:

- 1. The North of Tyne We Want:** *exploring the building blocks for a good life and a good community. What matters most to the North of Tyne?*
- 2. The North of Tyne We Have:** *exploring a deeper understanding of the current level of wellbeing locally.*
- 3. From Outcomes to Action:** *Building on the previous two stages, what actions would improve wellbeing for communities in the North of Tyne?*

After publicising this through Roundtable members' networks, eleven organisations were provided with a session guide and given funding to facilitate conversations with a range of different groups, including older people, refugees and asylum seekers, disabled people, and children and young people (a list of community organisations and beneficiaries who participated is included in Appendix 2).

Finally, in October 2021, a survey conducted by YouGov²⁴ collected data on the wellbeing priorities of people in the North of Tyne and filled in gaps in evidence that had been identified by the Roundtable on neighbourhood belonging; informal help and support; loneliness; sense of control; and tolerance and diversity (see Appendix 3 for a breakdown of survey data).

The information that was gathered and considered by the Roundtable from these different activities is summarised together in the following sections, covering evidence relating to each of the SEED domains and evidence relating to the intersectionality of wellbeing domains. The chapter is concluded by a desk-based review of policy and literature on wellbeing issues for the North of Tyne, which provides further evidence and context on current socio-economic challenges.

Social wellbeing

The community engagement sessions revealed a strong consensus on the key elements of a good life and a good community. When asked about the 'building blocks' for wellbeing, participants spoke about good health and services, community, family and friends, and spaces and opportunities to socialise safely. People also expressed a strong sense of connection to the North East as a region, and pride in its cultural heritage, architecture, and the region's friendly people.

24 The Roundtable consulted a range of local research organisations as part of its evidence gathering; towards the end of this process, it became clear that YouGov was best placed to deliver rapid polling of a representative sample, which would allow the Roundtable to build a quantitative understanding of wellbeing priorities in the North of Tyne.

The survey was conducted using an online interview administered to members of the YouGov Plc UK panel of 800,000+ individuals who have agreed to take part in surveys. Total sample size was 1748 adults. Fieldwork was undertaken between 15 – 22 October 2021. The figures are in relation to the following sample: Adult (18+) residents of Newcastle (538), North Tyneside (505), and Northumberland (705).

*The street I live on, everyone stops to chat to each other. Everyone knows everyone. There's a good community feel on the street. We cook for each other.*²⁵

The importance of social relationships and a sense of community was reiterated in responses to the Call for Evidence. Social isolation and loneliness were the most commonly referenced issues relating to the social wellbeing of people in the North of Tyne. Some of this may be attributed to the experience of COVID-19, but it was also notable that some people spoke about rurality and access to transport as contributors to isolation and a lack of social connection.

Although there was consensus on the importance of these issues, survey data from YouGov revealed that community and connection are not experienced equally across the North of Tyne. There was a clear age profile: the older the respondent, the more likely they were to have received or given neighbourly help and support at least once in the past month (40% of those 55 and over, versus 27% of those aged 18-54 had received such help; and 53% of those 55 and over, versus 38% of those aged 18-54 had given it). Those aged 18-24 (43%) and 25-34 (41%) were significantly more likely to report experiencing loneliness on a weekly basis, compared to 33% of 35-44s, 30% of 45-54s, and only 15% of 55+s. Added to this, those who are social grade ABC1²⁶ were more likely (68%) to experience belonging, neighbourliness and connection compared to C2DE (55%), pointing to the impact of socio-economic inequalities on domains of wellbeing.

The Roundtable also heard evidence about mental health as an issue of growing concern across the region. Again, people cited the influence of intersectional disadvantage on people's mental health: specifically, that people on lower incomes and people in the refugee and asylum seeker

25 All quotes are drawn from the evidence received by the Roundtable.

26 The YouGov survey uses the NRS (National Readership Survey) social grades as a rough demographic classification to differentiate people from higher (ABC1) and lower (C2DE) socio-economic backgrounds.

community were more likely to experience mental health difficulties. It was also recognised that COVID-19 had exacerbated existing challenges, both because of the impact of lockdown and furlough on individuals' mental health, and because of the impact of the pandemic on service provision.

As many of the statutory services closed or went on-line during COVID-19, our service users suffered more poor mental health and isolation.

Access to services was another consistent theme in community engagement and call for evidence submissions – including transport, health, mental health and more. There was a clear sense that service provision was not evenly distributed across the North of Tyne (including urban/rural disparity, socio-economic dimensions, and the experience of particular groups). This feeling was strongly conveyed by disability groups involved in community engagement and in responses to the Call for Evidence. It was also supported by data in the YouGov survey, which showed that people living with a long-term²⁷ health problem or disability that limited day-to-day activity were far more likely to feel that they had too little control over public services (64%) than those who do not (55%), an issue which is returned to later in the chapter.

It was also supported by data in the YouGov survey, which showed that people living with a health condition or disability (64%), which limited day-to-day activity, were far more likely to feel that they had too little control over public services than the general population (55%), an issue which is returned to later in the chapter.

Finally, the Roundtable heard evidence about housing. This was considered in both the social and economic wellbeing domains (access to good quality homes is an issue of basic needs, but also intertwined with jobs and personal

finance), which reflects its central importance to wellbeing for people living in the North of Tyne.

Economic wellbeing

The Roundtable received a significant amount of evidence about poverty and inequality, including related challenges such as unemployment; low wages and productivity; opportunities for skills development and training; affordability of housing and childcare, and related impacts on health inequalities and educational attainment. Some of these are discussed in more detail in the review of policy and literature later in the chapter.

As well as evidence on the scale and impact of economic inequality, there was a clear understanding about the importance of financial security as a basic component for wellbeing. Community engagement sessions with young people homed in on homelessness as an issue that needed addressing, and, when surveyed, 86% of respondents said that the statement, 'We all have enough money to meet our basic needs like heating, eating and housing,' was important to them when thinking about the economic wellbeing of their community. Clearly, then, this is not just people with experience of poverty, but represents a much wider belief across the region in values of fairness and equality, reflecting the ambitions of the NTCA and the Inclusive Economy Board of 'closing the gap', so that everyone can participate and thrive.

It is terrible to see how many people are living in poverty in a region which has the potential to be affluent.

The evidence gathered highlighted the importance of a broad infrastructure that supports people to succeed. The Roundtable heard about the importance of 'good' or 'decent' jobs with opportunities for progression and predictable hours and identified a need to create an economy that could support high skilled and well-paid jobs. Alongside this, people cited the

²⁷ Respondents were asked about health problem or disability that 'has lasted, or is expected to last, at least 12 months.'

importance of good and affordable transport, in terms of whether work was geographically accessible, and access to good and affordable childcare, which currently presents barriers to employment for parents/carers.

We need more jobs in Newcastle and more good jobs for young people and migrant people. If you do not have good English in Newcastle, you don't really live.

The community engagement sessions also shed light on the broader impacts of financial insecurity. The Roundtable received testimonies relaying how the introduction of Universal Credit had increased financial anxiety, and had a negative impact on mental health. Alongside this, data from YouGov highlighted higher levels of anxiety among those with the smallest amounts of monthly disposable income. 33% of those with £1000+ disposable income per month experience anxiety at least weekly, compared to 41% of those with £500-£999, and almost half (47%) of those with less than £500. More broadly, people identified money as a barrier to participation in economic and social life and the availability to lead a healthy lifestyle. And throughout these conversations, the Roundtable was regularly reminded of the particular challenges faced by certain groups (young people, older people, refugees and asylum seekers, disabled people), highlighting the need to tackle structural barriers to collective wellbeing.

Environmental wellbeing

The Call for Evidence generated fewer responses on environmental wellbeing compared to social and economic wellbeing – more than half of respondents left the question blank. Those who did respond, however, highlighted a wide range of issues, from climate change and air pollution, to public transport and active travel, biodiversity and rewilding, housing and local green space, jobs and renewable technologies, and waste management. It is clear that environmental issues

can, and do, influence the collective wellbeing of people in the North of Tyne. The lower number of responses may reflect the types of organisations that responded, and the fact that it can be hard to engage with something as big as 'the environment' amidst so many more immediate priorities. It also highlights the importance of making climate action feel real and relevant to communities.

Climate change can be a lower priority for families on low incomes [...] They need to be shown how tangible actions and changes will improve their lives and their immediate surroundings.

In reflecting on the question, 'what makes North of Tyne a great place to live?', community engagement conversations drew attention to the local, and the hyperlocal (e.g. neighbourhood or street level). People spoke passionately about the North of Tyne's landscapes, particularly its coastline and beaches. They also valued access to local green space and, among their concerns, spoke about the problems of litter and dog poo. This was reinforced by YouGov polling in which people valued most 'a good quality local environment including parks and green space', and 'living in a neighbourhood free from litter, air and noise pollution and other environmental problems' when given a list of environmental wellbeing outcomes.

In addition, the Roundtable noted that many of the challenges that were identified in the social and economic domains intersected with environmental wellbeing. Improving access to transport (economic) and quality housing (social) and investing in good quality jobs (economic) in low carbon industries, can collectively improve environmental wellbeing in the North of Tyne. The recent report by the North of Tyne Citizens' Assembly on Climate Change contains detailed recommendations that demonstrate an array of possibilities for applying an environmental lens to tackling other wellbeing issues.²⁸

²⁸ Bryant (2021) *The North of Tyne Citizens' Assembly on Climate Change 2021*.

Democratic wellbeing

Several written submissions reflected on the lack of engagement with, and lack of trust in, political systems. They noted that, for some communities, democratic processes felt irrelevant to their lives; and that others were reluctant to speak up because of previous experiences of being ignored. Although this was not raised by everyone, this feeling was particularly strong in community engagement sessions run by two of the eleven community organisations. People expressed a sense of neglect, both between the North East and the rest of the country, and within the North East itself, where some people are able to access opportunities and others are ignored and left out.

People ordinarily do not have a voice in decisions that affect them [...] people are reluctant to voice their opinions and views as they have previously gone unheard...

While most groups did not refer to 'democracy' directly when talking about the building blocks for a good life and a good community, the importance of being heard was central to discussions. The Roundtable heard about the importance of including older people's voices in decision-making, and of learning from the experiences of disabled people through meaningful consultation (both of which included the requirement for better diversity and representation on decision-making bodies). Others explicitly cited 'not being listened to' as a barrier to change in the North of Tyne and suggested that decision-makers should be focused on listening to what communities want, rather than imposing strategies.

We need to start with democracy as this is where societal changes must begin. We can't have genuine equality when we aren't respected or valued.

Across a range of different population groups, there was also a sense of the importance of feeling valued and respected. This was clearly

vocalised by some groups (including disabled people) but was more implicit with others (such as young people). The evidence also included a variety of experiences from ethnic minority communities: some perceiving the North East and/or their neighbourhood as friendly and welcoming, others reporting experiences of abuse. Recognising the issues of racism and hate crime in the North of Tyne, and the experiences of disabled people in particular, the Roundtable included questions in the YouGov survey on diversity and tolerance. These findings are discussed in the following chapter but aim to provide a baseline and a more informed understanding of how the NTCA is progressing towards a society where everyone is valued and treated with respect.

The intersection of the SEED domains

When asked 'what makes a good life' and 'what's great about living in the North of Tyne', most participants in community engagement conversations focused on social wellbeing – friends and family, health and services, leisure, and greenspace. However, it was clear that a smaller number of participants experienced the SEED domains differently. The Roundtable heard how poor economic wellbeing can be a barrier to participation, and how the environment is experienced differently by disabled people if there are no accessible facilities. These examples highlight the intersectionality of the SEED domains and that, for some individuals and communities, different wellbeing domains may feel more important than others. Furthermore, these experiences are not static, and change over time, according to the personal circumstances of the individual and the environment in which they live.

It is difficult to engage in a discussion on wellbeing for disabled people until we have our basic needs met.

The Roundtable discussed whether there was a baseline of needs that must be met before people are able to participate fully in a conversation about collective wellbeing in the North of Tyne. The final wellbeing framework is a flat model,²⁹ in which each of the SEED domains is given equal weight. The discussion about equalities is reflected in the democratic wellbeing outcomes, and at the heart of the NTCA's vision of '...narrowing inequalities and ensuring that all residents have a stake in our region's future'. In delivering this vision, it is clear that there would need to be a greater focus on supporting those communities whose voice and choice is most compromised.

In addition, people also demonstrated a keen awareness of place-based inequalities. This was evident in comments perceiving a North/South divide; but also within the region, where people spoke about unequal service provision and access to opportunities. These comments came up consistently, and not just among those who might experience socio-economic disadvantage. This suggests a shared understanding across the region, and broad-based support for policies that tackle inequality and promote inclusion, in order to deliver collective wellbeing.

We need to recognise that 'levelling up' needs to happen within areas and communities, it isn't just North v South, rural v urban.

Finally, the Roundtable's approach to gathering evidence also highlighted the importance of sustained, meaningful community engagement. The conversations themselves emphasised the deficit in democratic wellbeing among certain communities who feel unheard and unrepresented by decision-makers. It is therefore vital that the NTCA continues to engage communities in the process of implementing its Wellbeing Framework. As a relatively new Combined Authority, the NTCA has an

²⁹ Unlike, for example, the doughnut economics model, which includes a threshold of 'social foundations'. Raworth (2017) *Doughnut Economics: Seven Ways to Think Like a 21st-Century Economist*.

opportunity to build trust by listening to what matters to people, and then building appropriate strategies for improving collective wellbeing together.

The evidence presented in this chapter – drawn from community engagement, an open call for evidence, survey data and a desk-based review of policy and literature – was gathered and discussed by Roundtable members between May and October 2021. These discussions, in line with the vision of the NTCA, were used to inform the development of the Inclusive Economy Board's Wellbeing Framework for the North of Tyne, which is presented in the following chapter.

Review of policy and literature on wellbeing in the North of Tyne

The North of Tyne is proud of its heritage as a cradle of the industrial revolution and driving force in sectors including coal mining, railways, shipbuilding, electricity, and lighting. In recent decades, the decline of these traditional industries has meant that the prevailing economic narrative is one of relative decline. This is evidenced by a 'productivity gap' of £4 per person per hour between the North East and the rest of England and job growth that has not risen above 1% (compared to 12% in London, the South East and South West).²⁹

The impacts of Brexit & COVID-19

Prior to the COVID-19 pandemic, the UK was undergoing a period of uncertainty as it prepared for withdrawal from the European Union. This was predicted to have particular consequences for the Northern Economy,³⁰ affecting supply chains and jobs in

³⁰ Raikes et al. (2019) *Divided and Connected: Regional inequalities in the North, the UK and the developed world*.

manufacturing and industry.³¹ The impact on the North was already evident in a 57.6% fall in foreign direct investment jobs since 2016.³²

Subsequently, COVID-19 hit North East England harder than elsewhere, exacerbating inequalities. The region was subject to more local lockdown measures than other parts of England.³³ Across the 'Northern Powerhouse', which includes the North of Tyne, 12.4 more people died of COVID-19 per 100,000 than the rest of England.³⁴ This experience has led some to predict that the North East will feel the impact of the pandemic for longer.³⁵

Skills

Skills play a key role in driving regional growth. In general, highly skilled workers are more productive – but their skills must be relevant and reflect the needs of local employers which are constantly changing and evolving. The qualifications profile of the working age population of the North of Tyne is lower than that of England, with more individuals with no qualifications and fewer with high level qualifications (NVQ level 4 or above)³⁶, and a high density of skills shortage in particular sectors including construction and manufacturing, hospitality, and transport and storage.³⁷ This suggests a need to develop skills and training opportunities for those employed in low-paid, low-skilled occupations, as well as providing higher-level technical skills training to meet shortages in growth and recovery sectors.

31 11% jobs in the North East are in manufacturing: the second largest sector employer, after health. North East Local Enterprise Partnership (2019) *The North East Strategic Economic Plan: Creating more and better jobs*.

32 Bamba et al. (2020) *COVID-19 and the Northern Powerhouse*.

33 Johns et al. (2020) *State of the North 2020/21: Power Up, Level Up, Rise Up*.

34 Bamba et al. (2020) *COVID-19 and the Northern Powerhouse*.

35 Roper (2020) *R&D and innovation after Covid-19: What can we expect? A review of trends after the financial crisis*.

36 North East Local Enterprise Partnership (2020) *Our Economy 2020: With insights into how our economy varies across geographies*.

37 North of Tyne Combined Authority (2021) *Opportunity for All: North of Tyne Strategic Skills Plan 2021-2023*.

Child poverty and educational attainment

The North of Tyne is an area with high – and rising – levels of child poverty. The North East has the second highest rate of child poverty in the UK (37%); it has also risen by a third over the past five years, representing the largest growth of any region.³⁸ Children growing up in poverty often experience long-term disadvantages across a range of wellbeing outcomes,³⁹ from health to educational attainment. Research showing that poverty and disadvantage (rather than the quality of schools) has the greatest impact on regional educational attainment⁴⁰ highlights the interconnection of wellbeing outcomes, and the need to develop an holistic approach to tackling inequality.

Persistent health inequity

Reinforcing the intersectionality of inequality – and wellbeing – economic challenges also manifest in health outcomes. People in the North East have poorer health (two years' lower life expectancy) and the region also has higher health inequalities compared to the rest of England.⁴¹ These manifests in significant disparities in healthy life expectancy within the North of Tyne area.⁴² Ill health and economic prosperity are intimately linked. Recent employment statistics show that 32.7% of those who are economically inactive in the region are off due to long-term sickness, compared to a national average of 24.8%.⁴³

38 North East Child Poverty Commission. *Facts and figures*.

39 Round & Longlands (2020) *Child Poverty and Devolution in North East England*.

40 Gorard & Siddiqui (2019) 'How Trajectories of Disadvantage Help Explain School Attainment.'

41 Corris et al. (2020) 'Health inequalities are worsening in the North East of England.'

42 Newcastle University (2013) 'Closing the gap in health inequality: pioneering simulation.'

43 North East Evidence Hub. *Economic inactivity by reason*.

4. The Wellbeing Framework

The wealth of evidence gathered by the Roundtable provided a strong sense of what matters to the people of the North of Tyne. Our next step was to turn this evidence into a framework that can be used by people, communities, and local agencies in the region to understand not just 'how's life' here but also, whether collective wellbeing is improving.

Wellbeing Frameworks typically consist of three 'layers':

- A vision statement;
- Outcomes; and
- Indicators.⁴⁴

The Wellbeing Framework for the North of Tyne is based on the collective vision of the NTCA and Mayor Driscoll, the detailed work carried out by the Roundtable, and has been developed using evidence from the public and stakeholders.

To generate the outcomes, we took a multi-stage process:

- Analysing the evidence set out in Chapter 3 to look for common threads and priorities;
- Developing from these a long list of potential outcomes; and
- Surveying people in the North of Tyne to identify their priorities. We asked three questions: whether the issue identified was relevant to wellbeing; whether it was a priority within the domain (Social, Economic, Environmental or Democratic); and then, out of the domain priorities selected, which was closest to their vision for the North of Tyne

region (see Appendix 3 for a breakdown of survey responses)

Working with the Centre for Thriving Places, we identified the best available wellbeing indicators under each outcome area. In a small number of places, we are recommending that the NTCA considers developing new indicators.

The resulting outcomes and indicators are colour-coded to assist readers in identifying the core domain, but it is important to note that, in many cases, outcomes and indicators relate to more than one domain of wellbeing – indeed it is this cross-cutting nature of wellbeing that makes it such a useful tool for rethinking public policy. Similarly, there is no hierarchy implicit in the SEED framework, the outcomes, or the indicators. Equal weight should be given to the consideration of each element of the framework in decision-making.

Over time the indicators will provide a picture of progress in the North of Tyne towards achieving the outcomes and the overall vision. However, it is essential that these are seen as measures and not targets. All the evidence suggests that targets create a gaming culture where public servants 'hit the target but miss the point'.⁴⁵ We advise that the NTCA and its partners hold the indicator set 'lightly' to help guide their actions, and consider the indicators as a group, rather than in isolation.

The remainder of this chapter explores each of the ten outcomes in more detail, explaining its importance to wellbeing and the indicators selected to exemplify progress towards those outcomes.

44 Wallace (2019) *Wellbeing and Devolution: Reframing the Role of Government in Scotland, Wales and Northern Ireland*.

45 Hood (2016) 'Gaming in Targetworld: The Targets Approach to Managing British Public Services.'

1. We are all able to access education so that we achieve our potential

School readiness	All children achieving a good level of development at the end of reception as a % of all eligible children.
Educational attainment of children	Average 'Attainment 8' Score per pupil (includes GCSE)
Education Attainment Gap	To be developed
Adults with no qualifications	% age 16-64 with no qualifications
Level 4 qualifications	% of population aged 16-64 with qualifications at Level 4 or higher (equivalent to NVQ level 4 or higher)

There are strong links in the wellbeing literature between education and wellbeing, both at a personal and at a collective level.⁴⁶ In general, people with higher levels of education experience higher levels of wellbeing, and places with a high proportion of the population educated to a reasonable level experience stronger wellbeing outcomes.

Over two-thirds of people (68%) in the region identified that education was important to social wellbeing in their neighbourhood. When asked to prioritise outcomes, overall this outcome received less support than others in the social domain. However, younger adults, were more likely to prioritise it (11% of those aged 18-24 years old compared to 4% of the total). Our group

discussions showed that younger citizens were also concerned that there were low levels of investment in educational opportunities. Older people, who we spoke to as part of the evidence gathering phase, talked about the importance of lifelong learning. We have therefore included it as an outcome that is clearly important to those who are currently experiencing the education system or are/were not able to access high quality educational experiences.

The indicator set selected under this outcome includes both adult education and children's education. We are advising an additional outcome on the attainment gap, recognising that closing the gap between the educational attainment of those living in poverty and those at the opposite end of the income distribution is an important aspect of collective wellbeing.

⁴⁶ Manstead (2014) *The wellbeing effect of education*.

2. We are all able to access **health**, care, and other services so that we live long and healthy lives

Long-term mental health	% reporting a long-term mental health problem.
Suicide rate	Age-standardised mortality rate from suicide and injury of undetermined intent per 100,000 population.
Healthy life expectancy	Healthy life expectancy at birth
Illness and disability	Comparative Illness and Disability Ratio
Health Inequality	Slope index of inequality in life expectancy at birth – average (SII years).
Journey times to key services	Average journey time by public transport or walking to schools (average of primary and secondary), food store, and GP.

The connections between mental and physical health and wellbeing are well-documented, and the understanding of the link between health inequalities and broader collective wellbeing is becoming more widespread.⁴⁷ The COVID-19 pandemic is known to have had an impact on measures of physical health (including premature mortality) and mental health (including anxiety).⁴⁸ There is likely to be a 'long-tail' of physical and mental health issues following the pandemic, and indeed recovery from the pandemic is seen increasingly as an issue of both health and economic recovery.

We have included in this outcome both access to services and health outcomes. Our work with communities in the North of Tyne, and our public polling, showed that both access and outcomes were seen as important to wellbeing. Interestingly, when asked to prioritise, more survey respondents (43%) selected the statement about access, 'We are all able to access health, care and other services...', than health outcomes (15%) 'We all live long, healthy lives' (though both

were seen as important overall). Understandably, older people were more likely to prioritise both access and outcomes compared to younger people (47% of those aged 55+ compared to 37% of 18 to 24 year olds). Access to health and care services were more important for people with a long-term disability or health problem than those without (47% compared to 42%). This priority was also observable in the group discussions, where obstacles were identified that limited access to health services, particularly for those who experience intersectional disadvantage.

Health access and outcomes have a large number of indicators available, and we have included health inequality as well as population health outcomes. The groups we spoke to highlighted the importance of many 'determinants' of health that are broader social, economic, or environmental factors. We advise the NTCA and its partners to continue to take a 'health in all policies' approach to maximise the wellbeing outcomes.

47 Marmot (2020) *Health Equity in England: The Marmot Review 10 years on*.

48 Suleman et al. (2021) *Unequal pandemic, fairer recovery: The COVID-19 impact inquiry report*.

3. We all have good quality homes in safe, welcoming communities

Poor housing	Modelled estimate of the proportion of social and private homes that fail to meet the Decent Homes standard.
Homelessness numbers	Numbers assessed as homeless (per 1000 households)
Crime severity index	Crime Severity Index produced by Centre for Thriving Places
Neighbourhood belonging	% who agree or strongly agree with the statement 'I feel like I belong to this neighbourhood'.

Where we live has a strong impact on our personal and collective wellbeing, so much so that the Office for National Statistics includes 'where we live' as one of its domains of wellbeing.⁴⁹ Here, we are following their lead by making a connection between the homes we live in, and the communities we are part of. This also aligns with the Combined Authority's Cabinet portfolios, which includes both housing and place-making, and community resilience.⁵⁰

Over 8 in 10 (83%) of our survey respondents reported decent quality, safe and secure homes as important to social wellbeing, though only 2 in 10 (18%), saw this as the most important priority in the social wellbeing domain. Those who are economically inactive (unemployed 24% or otherwise not working 22%) were more likely to see housing as a priority.

For older people, our group discussions highlighted the connection between housing and care and the need for a community designed sheltered housing service that maximised independence. The link with participation and

voice was one example of a cross-cutting issue between social outcomes and democratic outcomes. For younger people, homelessness was seen as a particular issue to be tackled to improve collective wellbeing.

We did not identify safety separately from housing or community, but believe that a sense of safety is important to both. Fear of crime is known to have an impact on personal and collective wellbeing. We have included one indicator here, but also included domestic violence indicators amongst our democratic wellbeing indicator set.

While the prioritisation exercise did not highlight heritage, the group discussions did show the importance of feeling connected to place through heritage and shared culture. Unfortunately, no timely information on participation in heritage is available at a local level. In terms of broader community strength, we heard through the group discussions the importance of community to people in the region and their strong links to the history and heritage of the region.

⁴⁹ Office for National Statistics (2019) *Measures of National Well-being dashboard*.

⁵⁰ North of Tyne Combined Authority (2021) *Jobs, Skills and a post-Covid Economy: Corporate plan 2021-2022*.

4. We all have access to quality jobs and fair work

Good jobs index	% of workers who are on permanent contracts, who earn more than the Living Wage, and are not overworked, or underworked
Unwillingly out of work	% of adults who want a job, who are either unemployed or economically inactive.
Local business	The proportion of business units in a locality that are separate 'enterprises' based on VAT and/or PAYE records
Regional GDP	Estimated regional GDP per head of population
Gender pay gap	The difference between median gross hourly earnings (excluding overtime) of men and women
Number of apprenticeships started	Rate of apprenticeship starts per 1000 people of working age.

Fair work is a key aspect of the NTCA's vision for a post-COVID economy and one that is increasingly seen as a core component of individual and collective wellbeing.⁵¹ Unemployment is well known to have a 'scarring' effect, where it brings down levels of personal wellbeing for long after the period of unemployment ends.⁵²

Our group discussions highlighted the barriers to quality jobs and fair work experienced by those over 55; those with disabilities; and those at the lower end of the job market, where there are issues of low pay and insecure work. This concern was mirrored at a population level in the region through the priority afforded to this issue: 7 in 10 (69%) people identified access to quality jobs and fair work as important to economic wellbeing, though the number of people citing this as *the* priority was far lower (9%), behind concerns about people's ability to meet their basic needs (see below). Those more likely to see good work as the priority for economic wellbeing were younger respondents (17% of those aged 18-24).

In recent years, analysts and researchers have developed our understanding of what elements are required to make up fair work. These go far beyond 'having a job' to include, for example, the numbers in a given place who are on permanent contracts, who earn above the living wage, and who are not under worked or over worked. The Good Jobs index is recommended for inclusion in the indicator set.

We have also included two more traditional economic indicators – the number of local businesses (due to concerns about the loss of the high street in many towns) and regional GDP. The latter was the subject of discussion, as an overreliance on GDP has been seen to be a contributory factor in decision-making which threatens wellbeing. However, on balance, we concluded that the relative performance of the economy in the North of Tyne, and the need to 'level up', meant that the inclusion of a productivity measure was warranted. We advise that the NTCA and its partners do not use regional GDP in isolation, but instead within this indicator set, so that it is always balanced with information on individual, and household, poverty levels.

⁵¹ UK Government (2017) *Good Work: The Taylor Review of Modern Working Practices*.

⁵² What Works Wellbeing (2017) *Unemployment, (Re)employment and Wellbeing*.

5. We all have enough **money** to meet our needs, like heating, eating and housing

Low income	% of people living in households with income below 60% of median UK household income
Income inequality	80/20 percentile weekly income difference.
Child poverty	% of children living in households with relative low income (after housing costs)
Housing affordability	Ratio of median house price to median gross annual (where available) workplace-based earnings.
Fuel poverty	% of households in Low Income Low Energy Efficiency (LILEE) fuel poverty (experimental statistics)
Childcare affordability	To be developed

One of our key reflections, on reviewing the evidence gathered by the Roundtable, is that any wellbeing strategy for the North of Tyne must be an anti-poverty strategy. The strength of feeling from stakeholders, group discussion participants and survey respondents was palpable.

The survey identified 'everyone having enough money to meet basic needs like heating, eating and housing' as important to wellbeing for almost everyone within the region: there was not an age group, social grade, nor group of people with a shared working status where less than three quarters of people ranked this as important.

Correspondingly, it was the top priority within the economic wellbeing domain (identified by 69% people) as well as the overall priority for almost a third (32%) of people in the region (the largest single priority identified). This was the most popular priority (selected by 23%) of those who could be defined as comfortably off (£1000+ per month of disposable income), as well as 41% of those with lived experience of poverty (less

than £250 per month disposable income). Those who are currently unemployed or otherwise not working (41%) and those who are on very low incomes of less than £5000 (39%) were more likely to identify it as *the* priority (around 2 in 5 in both cases). Priority is also more likely to be given to this issue by people who identified as living with a health problem or disability (37%) compared to those who do not (30%).

In group discussions, young people were noticeably concerned about living in a society with high levels of poverty. In line with comments earlier about the connection between health and the economy, participants recognised that poverty limited their ability to lead a healthy lifestyle.

With concerns about the rising cost of living, we are advising that the indicator set includes both indicators of poverty (income deprivation and income inequality) and indicators of affordability (including that an indicator of affordability of childcare are developed).

6. We have the **infrastructure** and support that we need to succeed

Training	% of adults who participated in education or training in the last four weeks
Broadband	Broadband coverage and performance data
Internet use	Percentage of the population who have used the internet in the past three months
Childcare availability	To be developed

The NTCA's Corporate Plan outlines ambitions for both transport and digital connectivity.⁵³ There are links here, too, with the environmental outcomes, with calls from the public and stakeholders for active travel and green infrastructure.

When asked specifically about infrastructure in the survey, 7 in 10 (70%) did see the connection with economic wellbeing. However, only a small number (7%) identified it as their top economic wellbeing priority when compared to the other issues identified, of 'everyone having enough' and access to good work.

While people do not generally use the term 'infrastructure' in their everyday conversations, the concept of having what we need to succeed was evident in the discussions and in the call for evidence. Transport and digital infrastructure, in particular, came up multiple times.

We advise that the indicator set takes a broad view of what 'infrastructure' means, including childcare and training, as well as the more traditional components of 'roads and routers' (e.g. broadband technology).

⁵³ North of Tyne Combined Authority (2021) *Jobs, Skills and a post-Covid Economy: Corporate plan 2021-2022*.

7. All our communities, businesses and governments take responsibility for tackling the climate crisis

Energy consumption	Average domestic consumption per capita (tonnes of oil equivalent).
Renewable electricity generation	Renewable electricity generation (log KWh per person).
Household recycling	% of household waste sent for reuse, recycling, or composting.
Use of active transport	Combination of the percentage of adults walking or cycling for travel at least three days per week.
CO2 emissions	Per capita local Authority CO2 emissions estimates within the scope of influence of Local Authorities (kt CO2): industry, domestic, and transport sectors.
Biodiversity	Number of recorded species

Climate change was a key risk to wellbeing identified in the Call for Evidence. Here the perception in the North of Tyne, as with much of the country, is shifting from one of complacency to one of action.

The public polling provides some interesting food for thought. Overall, around 6 in 10 people (62%) did see the connection between tackling climate change and wellbeing. These numbers were higher among women than men (66% compared to 56%) and there was also a differential according to social groups (64% among ABC1 respondents compared to 55% among C2DE).

When we asked the group participants about environmental wellbeing, climate change did feature in their conversations, but there was a sense that personal behaviour change had to be supported, and enabled, by governments and

others. Those with lived experience of poverty or disability reminded us that evocations to be 'green' may be harder to respond to, or simply (and understandably) lower priority. We therefore selected an outcome that places responsibility for action on those that have power in our communities. We know from our review of local policy documents, and the recent Citizen's Assembly, that there is support and commitment in the region.⁵⁴

We have selected a number of indicators under this outcome including emissions, energy, biodiversity, transport and waste. Given that these relate directly to action by organisations, these indicators are a mixture of process and outcome indicators.

⁵⁴ Bryant (2021) *The North of Tyne Citizens' Assembly on Climate Change 2021*.

8. We all have access to a good quality local environment and live in neighbourhoods free from pollution and other environmental problems

Air pollution: fine particulate matter (PM2.5)	Annual concentration of human-made fine particulate matter at an area level, adjusted to account for population exposure.
Noise complaints	Noise complaints to local authorities per year per 1000 population
Private outdoor space	% of addresses with access to private outdoor space.
Public outdoor space	Average distance to nearest Park, Public Garden, or Playing Field (m).
Litter	To be developed

There are a number of direct and indirect links between local environmental quality and wellbeing. Direct links between air and noise pollution can be seen in personal wellbeing data.⁵⁵ Indirect links are made by the connection between quality of place and wellbeing, promoting activities such as physical activity and active travel.⁵⁶

In group discussions, there were both positive and negative views of the local environment in the North of Tyne, with some noting the natural beauty of the region and others highlighting incivilities such as litter, dog waste, vandalism and broken lighting.

The survey identified the local environment as an important aspect of wellbeing both in terms of the positive aspects (84% rating 'access to good quality green space' as important) and tackling

negative issues (82% rating a lack of 'litter, air, noise pollution and other issues' as important). Those with low incomes (less than £15,000 gross personal income per year) were more likely to see the latter as a priority (within the environmental wellbeing domain).

The indicator set for the local environment includes access to public and private outdoor space, (both important for personal wellbeing), and exposure to air pollution. It was harder to find indicators of low-quality environments. Given the specific concerns raised about litter and local 'incivilities', we advise that the NTCA and its partners develop further indicators to ensure this critical aspect of people's wellbeing is included in the framework.

⁵⁵ Cowie et al. (2015) *Air Quality, Health, Wellbeing and Behaviour*.

⁵⁶ The Kings Fund. *Active and safe travel*.

9. We are all valued and treated with respect by each other and our human rights are upheld

Tolerance and diversity	To be developed
Neighbourhood trust	Percentage of people who agree or strongly agree that people in their neighbourhood can be trusted.
Domestic abuse rates	Rate (per 1000 people) of domestic abuse-related offences (crimes) recorded by the police, by police force area.
Employment inequality (ethnicity)	Employment rate for minority ethnic groups
Employment inequality (learning disability)	Employment rate for people with learning disabilities

Our relationships with each other are often hidden in wellbeing frameworks or seen as a subset of social wellbeing. International analysis and frameworks regularly include aspects of tolerance and diversity.⁵⁷

We heard calls for tolerance most strongly from the groups that we spoke to who experienced disadvantage, whether based on race, gender, disability, or age. Each of these groups spoke about the importance of being seen and heard in society, and of a deep sense of disenfranchisement. Our evidence shows the importance to the North of Tyne of fostering a culture where all citizens are treated with respect and have their human rights upheld.

We included questions in the population survey to understand the current views within the North of Tyne. Overall we found high levels (over 8 in 10) agreeing with statements about respect. People in the North of Tyne agreed that:

- It is important that people have the freedom to live their life as they choose (83%)
- It is okay for people to live as they wish as long as they do not harm other people (89%)
- I respect other people's opinions even when I do not agree (82%)

There were less strong levels of agreement (around 6 in 10) with:

- A neighbourhood benefits from a diversity of traditions and lifestyles (68%)
- I like people who challenge me to think about the world in a different way (56%)

The only question we asked that polled lower than 50% in agreement was:

- I like to spend time with people who are different (i.e. in age, gender or ethnicity) from me in my neighbourhood (46%)

When we asked about democratic outcomes, we found that the language of respect was particularly important: almost 8 in 10 (78%) identified being valued and treated with respect as an important aspect of wellbeing. The language of human rights resonated with young people in particular (78% 18-34 year-olds identified this as important compared to 68% overall); but had less resonance for those living on very low incomes (only 60% of those with gross personal incomes of less than £10,000 per year identified it as important).

The available indicators for this outcome are limited. We have included neighbourhood trust in democracy, rather than social wellbeing. While this is not an exact match with feeling valued and respected, it acts as a reasonable proxy until better data is available. We also include data on examples where people are clearly not having their rights respected, including domestic violence rates, and examples of employment inequality.

⁵⁷ Legatum Institute (2020) *The Legatum Prosperity Index™: A tool for transformation.*

10. We all have a voice in decisions that affect our communities and in the public services we use

BAME representation of local councillors	Disparity between % of local councillors that are BAME and % of population that is BAME.
Female representation (elected)	Proportion of council seats held by women
General election turnout	Total vote turnout (inc postal votes rejected and votes rejected at count) – General Election 2017.
Local election turnout	Total turnout at last local elections (including rejected votes if data is available)
Participatory democracy	To be developed

Being able to effect change in our lives is a critical component of personal wellbeing, and our ability to exercise our democratic voice is linked to our collective wellbeing. The people we spoke to rarely used the language of democracy, but they did talk about feelings of disenfranchisement and the impact they felt it had on their wellbeing.

Our survey asked people in the North of Tyne how much control they currently felt that they had in services that they used. A large proportion (almost 6 in 10 – 58%) said that they had too little control over the services that they use. We suspect this may be related to the restrictions in accessing services due to the COVID-19 pandemic, but still feel that it suggests a need to provide people with opportunities to voice their feelings, and make choices about their communities and public services.

When we asked people to identify whether participation was related to wellbeing, 6 in 10 (63%) did identify being 'able to participate in decisions about the public services that we use' as an important component of democracy in their neighbourhood. Those on very low incomes of less than £5,000 were more likely than others to identify this as the key priority (11%) within the democratic wellbeing domain than others (6%).

In wellbeing frameworks, there is a tendency to measure voice only through voter turnout. We can also view voice through diversity in public life, with indicators available on gender and race equality in local government. However, we advise that further work is carried out by the NTCA and its partners on how to improve measurement of participatory democracy.


5. The Roundtable's Recommendations


The Roundtable on Wellbeing in the North of Tyne was formed in May 2021, with the endorsement of the NTCA and support from Carnegie UK, to explore a wellbeing approach to the pandemic recovery for the region, and to develop a proposal for a wellbeing framework for the Combined Authority.


Between May and October 2021, Roundtable members considered evidence from international, national and local wellbeing frameworks; heard from those living and working in the region through a range of public engagement activities; conducted polling of over 1,700 individuals living in the region to help prioritise wellbeing outcomes; and developed a set of indicators to track progress towards the vision of:


... a dynamic and more inclusive economy, one that brings together people and opportunities to create vibrant communities and a high quality of life, narrowing inequalities and ensuring that all residents have a stake in our region's future.

Together, this vision statement, the wellbeing outcomes and the indicator set comprise a wellbeing framework. The Roundtable on Wellbeing in the North of Tyne recommends that the North of Tyne Combined Authority:

 **adopts** this wellbeing framework and commits to work towards delivering the wellbeing priorities of people who live and work in North of Tyne, as described in the wellbeing outcomes;

 **communicates** this wellbeing framework to people who live and work in North of Tyne, through ongoing involvement and engagement in various ways;

 **embeds** a wellbeing approach to decision making across the region, through engaging local governments, agencies and stakeholders in delivering its wellbeing outcomes; and

 **reports** on progress and **reviews** its approach at regular intervals, according to its understanding about wellbeing generated from the indicator set and public engagement.

The Roundtable's process for developing its Wellbeing Framework for the North of Tyne, and the recommendations that it is submitting to the NTCA, have been informed both by the experience of Carnegie UK working with governments to develop a wellbeing approach, and by guidance produced with the OECD.⁵⁸

By adopting these recommendations in their entirety, and entrusting the Inclusive Economy Board with responsibility for overseeing their implementation, the Roundtable believes that the NTCA can embed a wellbeing approach to the pandemic recovery that will improve the lives of people throughout the region.

⁵⁸ Coutts & Wallace (2016) *Sharpening Our Focus: Guidance on wellbeing frameworks for cities and regions*.

Bibliography

* All web links reproduced in this bibliography were accessed and checked on 1 November 2021.

Bambra, C., Munford, L. et al. (2020). *COVID-19 and the Northern Powerhouse*. Northern Health Science Alliance, Newcastle. <https://www.thenhsa.co.uk/app/uploads/2020/11/NP-COVID-REPORT-101120-.pdf>

Bryant, P. (2021) *The North of Tyne Citizens' Assembly on Climate Change 2021*. Shared Future. <https://sharedfuturecic.org.uk/wp-content/uploads/2021/07/NTCA-Citizens-Assembly-on-Climate-Change-report.pdf>

Carnegie UK. (2021). *Learning how to live well together: Our strategy for change 2021*. <https://www.carnegieuktrust.org.uk/publications/carnegie-uk-strategy-for-change/>

Centre for Thriving Places. *Thriving Places Index*. <https://www.thrivingplacesindex.org/>

Corris, V., Dormer, E., Brown, A., Whitty, P., Collingwood, P., Bambra, C. & Newton, J. (2020) 'Health inequalities are worsening in the North East of England.' *British Medical Bulletin* 134 (1), 63-72. <https://academic.oup.com/bmb/article/134/1/63/5847891>

Coutts, P., & Wallace, J. (2016) *Sharpening Our Focus: Guidance on wellbeing frameworks for cities and regions*. Carnegie UK & OECD: <https://www.carnegieuktrust.org.uk/publications/sharpening-focus-guidance-wellbeing-frameworks-cities-regions/>

Cowie, H., Crawford, J., Davis, A., Steinle, S., Reis, S., Dixon, K., Morris, G. & Hurley, F. (2015) *Air Quality, Health, Wellbeing and Behaviour*. IOM. <https://www.environment.gov.scot/media/1133/iom-seweb-aq-health-behaviour-review.pdf>

Doran, P., Wallace, J., & Woods, J. (2015) *Towards a Wellbeing Framework: Background Report prepared for the Roundtable on Measuring Wellbeing in Northern Ireland*. Carnegie UK. <https://www.carnegieuktrust.org.uk/publications/towards-a-wellbeing-framework-short-report/>

Doughnut Economics Action Lab. *Doughnut Economics*. <https://doughnuteconomics.org/about-doughnut-economics>

Driscoll, J. (2019) *Prosperity you can be part of: manifesto for North of Tyne Mayor 2019*. <https://www.jd4mayor.com/wp-content/uploads/2019/04/manifesto.pdf>

Easterlin, R. (1974) 'Does Economic Growth Improve the Human Lot? Some Empirical Evidence' in David, P. & Reder, M. (eds.) *Nations and Households in Economic Growth: Essays in Honor of Moses Abramovitz*. New York: Academic Press.

Gorard, S. & Siddiqui, N. (2019) 'How Trajectories of Disadvantage Help Explain School Attainment.' *SAGE Open, January-March 2019, 1-14*. <https://journals.sagepub.com/doi/pdf/10.1177/2158244018825171>

HM Government (2018) *North of Tyne Devolution Deal*. https://assets.publishing.service.gov.uk/government/uploads/system/uploads/attachment_data/file/754719/North_of_Tyne_Deal.pdf

HM Treasury (2015) *Chancellor on building a Northern powerhouse*. Speech by the Rt Hon George Osborne. <https://www.gov.uk/government/speeches/chancellor-on-building-a-northern-powerhouse>

Hood, C (2016) 'Gaming in Targetworld: The Targets Approach to Managing British Public Services.' *Public Administration Review* 66 (4), 515-521.

Hutchinson, J., Bonetti, S., Crenna-Jennings, W. & Akhal, A. (2019) *Education in England: Annual Report 2019*. Education Policy Institute. <https://epi.org.uk/wp-content/uploads/2019/07/EPI-Annual-Report-2019.pdf>

Johns, M., Lockwood, R., Longlands, S. & Round, A. (2020) *Power Up, Level Up, Rise Up*. State of the North 2020/21. IPPR North. <https://www.ippr.org/files/2020-12/state-of-the-north-2020-21-dec-20.pdf>

Joseph Rowntree Foundation. *What is Poverty?* <https://www.jrf.org.uk/our-work/what-is-poverty>

The King's Fund. *Active and safe travel*. Improving the public's health. <https://www.kingsfund.org.uk/projects/improving-publics-health/active-and-safe-travel>

The Legatum Institute (2020) *The Legatum Prosperity Index™: A tool for transformation*. 14th edition. https://docs.prosperity.com/2916/0568/0539/The_Legatum_Pro Prosperity_Index_2020.pdf

Local Government Association. *Devolution Register*. <https://www.local.gov.uk/topics/devolution/devolution-online-hub/devolution-explained/devolution-register>

Lord Heseltine (2012) *No stone unturned: in pursuit of growth*. Independent report to the UK Government. https://assets.publishing.service.gov.uk/government/uploads/system/uploads/attachment_data/file/34648/12-1213-no-stone-unturned-in-pursuit-of-growth.pdf

Manstead, A. (2014) *The wellbeing effect of education* ESRC Evidence Briefing. <https://esrc.ukri.org/files/news-events-and-publications/evidence-briefings/the-wellbeing-effect-of-education/>

Marmot, M. (2020) *Health Equity in England: The Marmot Review 10 Years On*. Institute of Health Equity. https://www.health.org.uk/sites/default/files/upload/publications/2020/Health%20Equity%20in%20England_The%20Marmot%20Review%2010%20Years%20On_full%20report.pdf

MHCLG (2019) *Devolution: A Mayor for the North of Tyne. What does it mean?* https://assets.publishing.service.gov.uk/government/uploads/system/uploads/attachment_data/file/789556/North_of_Tyne_Brochure_A4.pdf

Newcastle University (2013) 'Closing the gap in health inequality: pioneering simulation.' *Press Office*. <https://www.ncl.ac.uk/press/articles/archive/2013/09/closingthegapinhealthinequalitypioneering-simulation.html>

North East Child Poverty Commission. *Facts and figures*. <https://www.nechildpoverty.org.uk/facts/>

North East Local Enterprise Partnership (2019) *The North East Strategic Economic Plan: Creating more and better jobs*. <https://www.nelep.co.uk/wp-content/uploads/2019/03/nel404-sep-refresh-2018-web-new-final.pdf>

North East Local Enterprise Partnership (2020) *Our Economy 2020: With insights into how our economy varies across geographies*. <https://evidencehub.northeastlep.co.uk/storage/app/media/report%20docs/economy%202020/Our%20Economy%202020%20Executive%20Summary.pdf>

North East Evidence Hub. *Economic inactivity by reason*. North East Local Enterprise Partnership. <https://evidencehub.northeastlep.co.uk/report/economic-inactivity-reason>

North of Tyne Combined Authority (2018) *Home of Ambition: The Vision for the North of Tyne Combined Authority*. https://www.northoftyne-ca.gov.uk/wp-content/uploads/2020/09/NorthofTyne_EconomicVision_webfinal.pdf

North of Tyne Combined Authority (2019) *Inclusive Economy Policy Statement*. <https://www.northoftyne-ca.gov.uk/wp-content/uploads/2020/09/Inclusive-Economy-Policy-Statement-2019.pdf>

North of Tyne Combined Authority (2020) *A Bold Economic Recovery Deal*. <https://www.northoftyne-ca.gov.uk/news/a-bold-economic-recovery-deal/>

North of Tyne Combined Authority (2020) *Working for you: Recover, Redesign, Reimagine*. <https://www.northoftyne-ca.gov.uk/wp-content/uploads/2020/10/Working-for-you-recover-redesign-reimagine.pdf>

North of Tyne Combined Authority (2021) *Jobs, Skills and a post-Covid Economy: Corporate plan 2021-2022*. <https://www.northoftyne-ca.gov.uk/wp-content/uploads/2021/06/Jobs-skills-and-a-post-covid-economy-Corporate-Plan-2021-2022.pdf>

North of Tyne Combined Authority (2021) *Opportunity for All: North of Tyne Strategic Skills Plan 2021-2023*. <https://www.northoftyne-ca.gov.uk/wp-content/uploads/2020/09/New-AEB-Skills-Plan-2021.pdf>

North of Tyne Combined Authority (2021) *Working Together for You: NTCA Inclusive Economy Policy Statement*. Available at: <https://www.northoftyne-ca.gov.uk/transparency/our-policies/>

OECD. *Measuring Well-being and Progress: Well-being Research*. <https://www.oecd.org/statistics/measuring-well-being-and-progress.htm>

Office for National Statistics (2019) *Measures of National Well-being Dashboard*. <https://www.ons.gov.uk/peoplepopulationandcommunity/wellbeing/articles/measuresofnationalwellbeingdashboard/2018-04-25>

Paun, A., Hall, D., Wilson, J. & Nicholson, E. (2021) *Metro Mayors*. Institute for Government. <https://www.instituteforgovernment.org.uk/printpdf/10422>

Raikes, L., Giovannini, A. & Getzel, B. (2019) *Divided and Connected: Regional inequalities in the North, the UK and the developed world*. State of the North 2019. IPPR North. <https://www.ippr.org/files/2019-11/sotn-2019.pdf>

Raworth, K. (2017) *Doughnut Economics: Seven Ways to Think Like a 21st-Century Economist*. London: Random House.

Roper, S. (2020) *R&D and innovation after Covid-19: What can we expect? A review of trends after the financial crisis*. Enterprise Research Centre. <https://www.enterpriseresearch.ac.uk/wp-content/uploads/2020/05/ERC-Insight-Final-RD-and-innovation-after-Covid-19.pdf>

Rounds, A. & Longlands, S. (2020) *Child Poverty and Devolution in North East England*. IPPR North. <https://www.ippr.org/files/2020-09/child-poverty-and-devolution-sep20.pdf>

Sandford, M. (2020) *Devolution to local government in England*. House of Commons Briefing Paper No. 07029. <https://researchbriefings.files.parliament.uk/documents/SN07029/SN07029.pdf>

Smith, M. & Herren, S. (2011) *More than GDP: Measuring What Matters. Report of the Round Table on Measuring Economic Performance and Social Progress in Scotland*. Retrieved from Carnegie UK & Sustainable Development Commission: <https://www.carnegieuktrust.org.uk/publications/more-than-gdp-measuring-what-matters/>

Stiglitz, J. E., Sen, A., & Fitoussi, J. P. (2009) *Report of the Commission on the Measurement of Economic Performance and Social Progress (CMEPSP)*.

Sueman, M., Sonthalia, S., Webb, C., Tinson, A., Kane, M., Bunbury, S., Finch, D. & Bibby, J. (2021) *Unequal pandemic, fairer recovery: The COVID-19 impact inquiry report*. The Health Foundation. <https://www.health.org.uk/sites/default/files/upload/publications/2021/HEAJ8932-COVID-Impact-210705.pdf>

UK Government (2015) *Landmark devolution bids submitted from right across the country*. <https://www.gov.uk/government/news/landmark-devolution-bids-submitted-from-right-across-the-country>

UK Government (2017) *Good Work: The Taylor Review of Modern Working Practices*. https://assets.publishing.service.gov.uk/government/uploads/system/uploads/attachment_data/file/627671/good-work-taylor-review-modern-working-practices-rg.pdf

Wallace, J. (2019) *Wellbeing and Devolution: Reframing the Role of Government in Scotland, Wales and Northern Ireland*. Palgrave MacMillan.

Wallace, J., Ormston, H., Thurman, B., Diffley, M., McFarlane, M., & Zubairi, S. (2020) *Gross Domestic Wellbeing (GDWe): An alternative measure of social progress*. Retrieved from Carnegie UK. <https://www.carnegieuktrust.org.uk/publications/gross-domestic-wellbeing-gdwe-an-alternative-measure-of-social-progress/>

Webb, J. (2021) Forging the Future: A Vision for Northern Steel's Net Zero Transformation. IPPR North. <https://www.ippr.org/files/2021-04/forging-the-future-april21.pdf>

Wellbeing Economy Alliance. *Wellbeing Economy Governments (WEGo)*. <https://weall.org/wego>

What Works Wellbeing (2017) *Unemployment, (Re)employment and Wellbeing*. <https://whatworkswellbeing.org/wp-content/uploads/2020/02/unemployment-reemployment-wellbeing-briefing-march-2017-v3.pdf>

Wilkinson, R. & Pickett, K. (2009) *The Spirit Level: Why More Equal Societies Almost Always Do Better*. London: Allen Lane.

Appendix 1: Terms of Reference

Background

Following a successful event in December 2020, the North of Tyne Combined Authority and Carnegie UK have agreed to work together to explore a wellbeing approach to the pandemic recovery for the region.

This will build existing expertise within the North of Tyne and its partners, and on Carnegie UK's prior knowledge and experience of supporting wellbeing approaches in government. Carnegie UK has recommended a roundtable methodology be used to bring together stakeholders in the region to explore what wellbeing means for the North of Tyne and how best it can be both measured and improved.

Aims

The Roundtable on Wellbeing in the North of Tyne will explore:

1. Whether wellbeing can inform a shared policy narrative across different departments and tiers of government in North of Tyne?
2. What are the key wellbeing outcomes for North of Tyne, aligned to existing policy commitments and public engagement?
3. What data is available to chart progress towards these outcomes?
4. What changes are required to ways of working in public authorities to support a wellbeing approach and how can they be embedded?
5. How should North of Tyne authorities report progress to the public and stakeholders?

Members

The Roundtable will be co-chaired by **Sarah McMillan, Assistant Director of Policy, Northumberland County Council** and **Professor Mark Shucksmith OBE, Carnegie UK Trustee/Newcastle University**. There will be up to 14 members from different professions, backgrounds and perspectives.

Members are invited onto the Roundtable as individuals bringing expertise and a range of experience, not as direct representatives of their organisations, although they may wish to use these connections to inform the work of the Roundtable. As individual members, they cannot delegate attendance to another person within their organisation.

The Roundtable will meet virtually over a 6-month period and members are asked to commit to approximately 5 days work over this period (including reading papers, attending meetings, and engaging with stakeholders). There will also be the opportunity for members to help with work between sessions, although no obligation to do so.

Approach

- **Evidence-based:** we will hear evidence from stakeholders, technical and professional experts and experts by experience. This evidence will inform the final report.
- **Connected:** we will engage proactively with other stakeholders in North of Tyne and elsewhere in the UK to understand how this initiative fits with others locally, nationally and internationally.
- **Collaborative:** the final report will be the report of the group and as such any differences of opinion will be openly discussed. Our intention is to resolve them prior to publication.

The programme of work will involve:

- A desk-based review of international, national and local wellbeing frameworks for review by the roundtable.
- A desk-based review of existing data on SEED wellbeing indicators available for the North of Tyne, subject to external review by local data experts.
- Public engagement activities on what matters most to the wellbeing of North of Tyne citizens.
- An open call for written evidence, and follow up evidence sessions, on key issues identified in the desk-based reviews and public engagement activities.
- Development of a draft set of indicators of wellbeing for the North of Tyne and a report with recommendations on actions that could be taken to secure collective wellbeing for citizens.

Secretariat

Secretariat for the group will be provided by Carnegie UK. The secretariat will:

- Organise meetings and provide administrative support.
- Develop and agree meeting agendas with the Co-Chairs.
- Provide minutes of key points from meetings.
- Provide background and technical papers for members.
- Establish a process for gathering and analysing evidence from stakeholders and experts (including lived experience experts).
- Provide options for the roundtable on public engagement activities.
- Provide evidence-based options for a wellbeing indicator set and for recommendations on policy and practice.
- Produce a draft report and final report for publication.
- Work with partners in NTCA and partner organisations to publicise the work of the roundtable and its final report.

Appendix 2: List of organisations who contributed to the Roundtable's understanding of wellbeing in the North of Tyne

Call for evidence written submissions

Centre for Progressive Policy

Centre for Public Impact

Chilli Studios

Community Foundation

Connected Voice

Full Circle Food

Groundwork

IPPR North

IWS

Journey Enterprises

Legatum Institute

Meadow Well connected

Mental Health Concern

Newcastle City Council

Newcastle University

North East Child Poverty Commission

North East England Chamber of Commerce

North Tyneside Council (CVS Liaison)

North Tyneside PCN

Northumberland County Council

Northumberland CVA

Northumberland Recovery Partnership

Northumberland VCS Health & Social Care Network

Northumbria Healthcare NHS Foundation Trust

Planet Action Street Arts

Sorted

Souter Consulting

The Lubber Fiend

UK Healthy Cities Network

We Are Rise

What Works Wellbeing

Community engagement sessions

Organisation	Sessions Ran
Children North East	Ran sessions with 37 young people aged 11-18 from three groups, including one BAME service.
Difference North East	Difference North East fights for equality for disabled people: they ran sessions with 10 participants.
The Elders Council of Newcastle	Consulted 20 participants over 2 groups. Group 1 was composed of South Asian women from the West End of Newcastle (12 participants). Group 2 composed of individuals living in supported accommodation in the East End of Newcastle (8 participants)
Healthworks	Healthworks works with people whose quality of life is reduced by ill health or disability and works in areas where people experience health inequalities. They ran three sessions with 7 participants.
Journey Enterprises *	Journey Enterprises are a charity supporting people with learning disabilities. * Journey Enterprises were not one of the organisations who were given funding to deliver community engagement activities; however, they facilitated some conversations within their hubs, which they fed into the Northumberland CVA response.
Meadow Well Connected	A community hub offering a range of supportive services in response to the needs identified by the local community. Ran three sessions for two groups of 8 participants.
Northern Voices/ LD North East	LD North East works with people with lived experience of learning disabilities, learning difficulties and autism: they ran three sessions with 9 participants.
Northumberland CVA	Ran sessions with 7 representatives of VCS organisations in Northumberland.
ReCoCo	A peer-led mental health education and support service. Ran three sessions with a total of 27 participants, aged 23-71.
Regional Refugee Forum	Ran three sessions with a total of 10 participants from their refugee and asylum seeker community.
Riverside Community Health Project	Ran sessions with 13 families (70 participants) from a range of ethnic backgrounds.
Springfield Community Association	Ran three sessions with 13 participants of the older age group with experiences of living in Forest Hall.

Appendix 3: Topline data from YouGov survey on wellbeing in the North of Tyne

[Q1] We would like you to think about the neighbourhood that you currently live in. By neighbourhood we mean within a 10-minute walk from your house in any direction. To what extent do you agree or disagree with each of the following statements? (Please select one option on each row)

	Strongly agree	Tend to agree	Neither agree nor disagree	Tend to disagree	Strongly disagree	Don't know
I feel like I belong in my neighbourhood	23%	41%	22%	9%	4%	1%
If my home was empty I could count on someone in this area to keep an eye on it	31%	43%	11%	8%	7%	1%

[Q2] As a reminder, by neighbourhood we mean within a 10-minute walk from your house in any direction. During the past month, how often, if at all, have you been in any of the following scenarios?

	Every day	4 to 6 times a week	2 to 3 times a week	About once a week	About once every 2 weeks	Once	Not applicable I have not been in this scenario in the last month	Don't know
I have gone out of my way to help or support someone in my neighbourhood but outside my close family or household*	2%	2%	6%	14%	11%	11%	51%	2%
Someone from my neighbourhood but outside my close family or household has gone out of their way to help or support me*	1%	1%	5%	10%	9%	9%	63%	2%

* e.g. by offering practical help with childcare, shopping or a lift or providing emotional support such as listening or talking about an issue etc

- [Q3] A public service is something which is organized by the government or an official body in order to benefit all the people in a particular society or community. (e.g. healthcare, transport, education, libraries, leisure centres, waste management etc.)**
Thinking about the control that you have over the use of public services in your neighbourhood (i.e. being able to select times, being able to choose specific services, being asked for feedback about services)... Which ONE of the following statements best applies to you?

I have too much control over the services I receive	1%
I have about the right amount of control over the services I receive	25%
I have too little control over the services I receive	58%
Don't know	17%

- [Q4] Thinking generally about how people live together in neighbourhoods...**
To what extent do you agree or disagree with each of the following statements? (Please select one option on each row)

	Strongly agree	Tend to agree	Neither agree or disagree	Tend to disagree	Strongly disagree	Don't know
It is important that people have the freedom to live their life as they choose	34%	49%	12%	4%	1%	1%
It is okay for people to live as they wish as long as they do not harm other people	41%	47%	7%	3%	1%	1%
I respect other people's opinions even when I do not agree	22%	60%	14%	4%	0%	1%
A neighbourhood benefits from a diversity of traditions and lifestyles	27%	40%	22%	7%	3%	2%
I like to spend time with people who are different (i.e. in age, gender or ethnicity) from me in my neighbourhood	11%	35%	40%	8%	3%	2%
I like people who challenge me to think about the world in a different way	13%	43%	34%	7%	2%	2%

[Q5] Thinking now about your own wellbeing...

How often, if at all, would you say you experience any of the following emotions? (Please select one option in each row)

	Everyday	Several times a week	Once a week	Several times a month	Once a month	Less often than once a month	Never	Prefer not to say	Don't know
Lonely	8%	9%	5%	8%	5%	22%	38%	2%	3%
Stressed	15%	22%	9%	14%	8%	19%	10%	2%	2%
Anxious	18%	17%	7%	13%	8%	19%	15%	2%	2%

[Q6] Thinking about ANY information or content online, on news sites or social media (e.g. videos/ images on news websites or Facebook, Instagram, Twitter, etc.) you have seen in the past 3 months (i.e. since July 2021)...

How often, if at all, would you say you have seen online content that you considered to be untrue or doubtful?

Everyday	30%
Several times a week	32%
Once a week	4%
Several times a month	10%
Once a month	2%
Less often than once a month	6%
Never	3%
Don't know	12%

[Q7a] Thinking about the environmental wellbeing of your neighbourhood...**Which, if any, of the following are important to you? (Please select all that apply)**

We all have access to a good quality local environment, including parks and green space	84%
All our communities, businesses and governments are involved in tackling climate change	62%
We are all able to make environmentally friendly choices (food, recycling, energy)	73%
We are all able to access environmentally friendly transport options (walking, cycling, public transport)	70%
We all live in homes and communities that are protected from flooding and other severe weather event	74%
We all live in neighbourhoods free from litter, air and noise pollution and other environmental problems	82%
None of these	2%
Don't know	3%

[Q7b] Still thinking about the environmental wellbeing of your neighbourhood...**Which one of the following is most important to you?**

We all have access to a good quality local environment, including parks and green space	20%
All our communities, businesses and governments are involved in tackling climate change	18%
We are all able to make environmentally friendly choices (food, recycling, energy)	8%
We are all able to access environmentally friendly transport options (walking, cycling, public transport)	7%
We all live in homes and communities that are protected from flooding and other severe weather event	11%
We all live in neighbourhoods free from litter, air and noise pollution and other environmental problems	31%
None of these	2%
Don't know	4%

[Q8a] Thinking about the social wellbeing of your neighbourhood...**Which, if any, of the following are important to you? (Please select all that apply)**

We all live long, healthy lives	68%
We all live in decent quality, safe and secure homes	83%
We are all able to access education and training to reach our potential	68%
We are all able to access health, care and other services when we need them	88%
We live in safe, welcoming communities	77%
We have a strong connection to our local heritage and culture	47%
None of these	1%
Don't know	2%

**[Q8b] Still thinking about the social wellbeing of your neighbourhood...
Which one of the following is most important to you?**

We all live long, healthy lives	15%
We all live in decent quality, safe and secure homes	18%
We are all able to access education and training to reach our potential	4%
We are all able to access health, care and other services when we need them	43%
We live in safe, welcoming communities	14%
We have a strong connection to our local heritage and culture	2%
None of these	1%
Don't know	3%

**[Q9a] Thinking about democracy in your neighbourhood...
Which, if any, of the following are important to you? (Please select all that apply)**

We are all valued and treated with respect by each other	78%
We all have a voice in decisions that affect our communities	66%
We have trust in our public and local services	73%
We live in a place where human rights are respected	68%
We work together, across generations and social groups, to build a better community	60%
We are all able to participate in decisions about the public services that we use	63%
None of these	2%
Don't know	4%

**[Q9b] Still thinking about democracy in your neighbourhood...
Which one of the following is most important to you?**

We are all valued and treated with respect by each other	36%
We all have a voice in decisions that affect our communities	9%
We have trust in our public and local services	14%
We live in a place where human rights are respected	18%
We work together, across generations and social groups, to build a better community	11%
We are all able to participate in decisions about the public services that we use	6%
None of these	2%
Don't know	5%

**[Q10a] Thinking about the economic wellbeing of your neighbourhood...
Which, if any, of the following are important to you? (Please select all that apply)**

We all have enough money to meet our basic needs like heating, eating and housing	86%
We have successful and innovative businesses	47%
We have the infrastructure (transport, digital etc) that we need to succeed	70%
We all have access to quality jobs and fair work	69%
We are recognised as a place where UK and international businesses choose to invest	42%
It is important to us that none of our neighbourhoods are left behind economically	65%
None of these	1%
Don't know	3%

**[Q10b] Still thinking about the economic wellbeing of your neighbourhood...
Which one of the following is most important to you?**

We all have enough money to meet our basic needs like heating, eating and housing	69%
We have successful and innovative businesses	1%
We have the infrastructure (transport, digital etc) that we need to succeed	7%
We all have access to quality jobs and fair work	9%
We are recognised as a place where UK and international businesses choose to invest	2%
It is important to us that none of our neighbourhoods are left behind economically	7%
None of these	1%
Don't know	4%

[Q11] Which ONE of the following (previously selected options) is closest to your ideal vision for the future of the North of Tyne?

We all have enough money to meet our basic needs like heating, eating and housing	32%
We are all able to access health, care and other services when we need them	14%
We all live long, healthy lives	5%
We are all valued and treated with respect by each other	5%
All our communities, businesses and governments are involved in tackling climate change	5%
We all live in neighbourhoods free from litter, air and noise pollution and other environmental problems	5%
We all live in decent quality, safe and secure homes	4%
We live in safe, welcoming communities	3%

Appendix 4: Wellbeing Framework Indicator List

Short description	Long description	Source	Timeliness
Outcome: We all have access to education so that we achieve our potential			
School readiness	All children achieving a good level of development at the end of reception as a % of all eligible children.	Public Health Outcomes Framework	Usually annual
Educational attainment of children	Average Attainment 8 Score per pupil (includes GCSE)	Fingertips	Usually annual
Education Attainment Gap	To be developed	N/A	N/A
Adults with no qualifications	% age 16-64 with no qualifications	Office for National Statistics	Usually annual
Level 4 qualifications	% of population aged 16-64 with qualifications at Level 4 or higher (equivalent to NVQ level 4 or higher)	Office for National Statistics	Usually annual
Outcome: We all have good quality homes in safe, welcoming communities			
Poor housing	Modelled estimate of the proportion of social and private homes that fail to meet the Decent Homes standard.	Index of Multiple Deprivation, Department for Levelling Up, Housing and Communities	Every few years
Homelessness	Numbers assessed as homeless (per 1000 households)	Department for Levelling Up, Housing and Communities, Homelessness statistics	Annual
Crime severity	Crime Severity Score (note experimental statistics)	Office for National Statistics,	Usually annual
Neighbourhood belonging	% who agree or strongly agree with the statement 'I feel like I belong to this neighbourhood'.	Understanding Society (UK data service secure access required)	Every few years

Short description	Long description	Source	Timeliness
Outcome: We all have access to health, care and other services so that we live long and healthy lives			
Long-term mental health	% reporting a long-term mental health problem.	GP patient survey	Usually annual
Suicide rate	Age-standardised mortality rate from suicide and injury of undetermined intent per 100,000 population.	Office for National Statistics	Annual
Healthy life expectancy	Healthy life expectancy at birth	Public Health England	Annual
Illness and disability	Comparative Illness and Disability Ratio	Index of Multiple Deprivation, Department for Levelling Up, Housing and Communities	Every few years
Health Inequality	Slope index of inequality in life expectancy at birth – average (SII years).	Office for National Statistics	Every few years
Journey times to key services	Average journey time by public transport or walking to schools (average of primary and secondary), food store, and GP.	Department for Transport	Every few years
Outcome: We all have access to good quality jobs and fair work			
Good jobs index	% of workers who are on permanent contracts, who earn more than the Living Wage, and are not overworked, or underworked	Office for National Statistics, Labour Force Survey	Annual
Unwillingly out of work	% of adults who want a job, who are either unemployed or economically inactive.	Office for National Statistics, NOMIS	Annual
Local business	The proportion of business units in a locality that are separate 'enterprises' based on VAT and/or PAYE records	Office for National Statistics, Interdepartmental Business Register	Annual
Regional GDP	Estimated regional GDP per head of population	Office for National Statistics	Annual
Gender pay gap	The difference between median gross hourly earnings (excluding overtime) of men and women	Office for National Statistics	Annual
Number of apprenticeships started	Rate of apprenticeship starts per 1000 people of working age.	Department for Education, Apprenticeships and traineeships data	Annual

Short description	Long description	Source	Timeliness
Outcome: We all have enough money to meet our needs, like heating, eating and housing			
Low income	% of people living in households with income below 60% of median UK household income	Office for National Statistics, Average Household Income	Annual
Income inequality	80/20 percentile weekly income difference	Office for National Statistics, Earnings and employment from Pay As You Earn	Real Time Information
Child poverty	% of children living in households with relative low income (after housing costs)	Department for Work and Pensions, Households Below Average Income	Annual
Housing affordability	Ratio of median house price to median gross annual (where available) workplace-based earnings.	Office for National Statistics, House price to workplace-based earnings ratio	Annual
Fuel poverty	% of households in Low Income Low Energy Efficiency (LILEE) fuel poverty	Department for Business, Energy & Industrial Strategy, Fuel Poverty Statistics	Experimental
Childcare affordability	To be developed	N/A	N/A
Outcome: We all have the infrastructure and support that we need to succeed			
Training	% of adults who participated in education or training in the last four weeks	Office for National Statistics, Labour Force Survey	Annual
Broadband	Broadband coverage and performance data	Ofcom, Connected Nations	Annual
Internet use	Percentage of the population who have used the internet in the past three months	Office for National Statistics, Internet Users	Annual
Childcare availability	To be developed	N/A	N/A

Short description	Long description	Source	Timeliness
Outcome: All our communities, businesses and governments take responsibility for tackling the climate crisis			
Energy consumption	Average domestic consumption per capita (tonnes of oil equivalent).	Department for Business, Energy and Industrial Strategy, Regional and local authority electricity consumption statistics	Annual
Renewable electricity generation	Renewable electricity generation (log KWh per person).	Office for National Statistics	Annual
Household recycling	% of household waste sent for reuse, recycling, or composting.	Department for Environment, Food and Rural Affairs	Annual
Use of active transport	Combination of the percentage of adults walking or cycling for travel at least three days per week.	Public Health England, Physical Activity	Annual
CO2 emissions	Per capita local Authority CO2 emissions estimates within the scope of influence of Local Authorities (kt CO2): industry, domestic, and transport sectors.	Department for Business, Energy and Industrial Strategy, UK local authority and regional carbon dioxide emissions national statistics.	Unclear
Biodiversity	Number of recorded species	National Biodiversity Network Atlas	Unclear
Outcome: We all have access to a good quality local environment and live in neighbourhoods free from pollution and other environmental problems			
Air pollution: fine particulate matter (PM2.5)	Annual concentration of human-made fine particulate matter at an area level, adjusted to account for population exposure.	Department for Environment, Food & Rural Affairs, UK Air	At least annual
Noise complaints	Noise complaints to local authorities per year per 1000 population	Chartered Institute of Environmental Health	Annual
Private outdoor space	% of addresses with access to private outdoor space.	Office for National Statistics	Annual
Public outdoor space	Average distance to nearest Park, Public Garden, or Playing Field (m).	Office for National Statistics	Annual
Litter	To be developed	N/A	N/A

Short description	Long description	Source	Timeliness
Outcome: We are all valued and treated with respect by each other, and our human rights are upheld			
Tolerance and diversity	To be developed	N/A	N/A
Neighbourhood trust	Percentage of people who agree or strongly agree that people in their neighbourhood can be trusted.	Understanding Society	Every few years
Domestic abuse rates	Rate (per 1000 people) of domestic abuse-related offences (crimes) recorded by the police, by police force area.	Office for National Statistics, Crime Statistics	Annual
Employment inequality (ethnicity)	Employment rate for minority ethnic groups	UK Government, Ethnicity facts and figures	Annual
Employment inequality (learning disability)	Employment rate for people with learning disabilities	Public Health England	Annual
Outcome: We all have a voice in decisions that affect our communities and in the public services we use			
Black and minority ethnic representation of local councillors	Disparity between % of local councillors that are BAME and % of population that is BAME.	Operation Black Vote	Unclear
Female representation (elected)	Proportion of council seats held by women	Via local authorities	As required
General election turnout	Total vote turnout (inc postal votes rejected and votes rejected at count) – General Election 2017.	UK Parliament	Immediately following general election
Local election turnout	Total turnout at last local elections (including rejected votes if data is available)	Via local authorities	As required
Participatory democracy	To be developed	N/A	N/A

Appendix 5: Background to Devolution in the North of Tyne

Devolving power in England

Following the outcome of the Scottish Independence Referendum in 2014, the then British Prime Minister, David Cameron, announced his commitment – alongside proposals to offer additional powers to the devolved jurisdictions of the UK – to increase civic engagement and ‘empower cities’ in England.⁵⁹ Building on the findings of the 2012 Heseltine Report,⁶⁰ which recommended the amalgamation of several national funding streams to offer a single fund for economic development, several think-tanks made recommendations for the transfer of powers to local authorities. The first ‘devolution deal’ was announced by the UK Government and the Greater Manchester Combined Authority in November 2014 and, following the General Election in May 2015, the Conservative Government agreed:

We will hand power from the centre to cities to give you greater control over your local transport, housing, skills and healthcare. And we'll give the levers you need to grow your local economy and make sure local people keep the rewards.

But it's right people have a single point of accountability: someone they elect, who takes the decisions and carries the can.

So, with these new powers for cities must come new city-wide elected mayors who work with local councils.⁶¹

By 2015, the UK Government had received 38 bids for devolved powers in England.⁶² Between 2014 and 2020, as part of this devolution agenda, various powers and budgets were devolved to Mayoral Combined Authorities (MCAs) following a series of deals between Whitehall and local leaders.⁶³ There are currently nine MCAs in England, and one additional Combined Authority without an elected mayor.⁶⁴

North of Tyne 2018 Devolution Deal

The North of Tyne Combined Authority was established in November 2018, based on a partnership of the three local authorities of Newcastle City Council, North Tyneside Council and Northumberland County Council.⁶⁵ The Devolution Deal between the UK Government, the North of Tyne and the North East Local Enterprise Partnership devolved a range of powers, funding and an elected Mayor to the North of Tyne Combined Authority (NTCA).

The Deal aims to support the NTCA to deliver its ambition of social and economic prosperity – an ‘inclusive economy’ – for those living and working in the area, as well as improving the wellbeing of communities. The Deal seeks to amplify the area’s considerable historical, cultural, economic and educational assets to increase its contribution to the UK economy. The Deal ‘package’ forecasts

59 Sandford (2020) *Devolution to local government in England*.

60 Lord Heseltine (2012) *No stone unturned: in pursuit of growth*.

61 HM Treasury (2015) *Chancellor on building a Northern powerhouse*.

62 UK Government (2015) *Landmark devolution bids submitted from right across the country*.

63 Paun et al. (2021) *Metro Mayors*.

64 Local Government Association. *Devolution Register*.

65 MHCLG (2019) *Devolution: A Mayor for the North of Tyne. What does it mean?*

adding an additional £1.1bn Gross Value Added to the UK economy through delivering over 10,000 new jobs and leveraging over £2.1bn in private sector investment. In turn, the package aims to improve the skills and opportunities for residents' wellbeing, boosting productivity and innovation. The devolution agreement included the following commitments:⁶⁶

- A new, directly elected North of Tyne Mayor, acting as Chair to a new North of Tyne Combined Authority.
- Control of a £20 million per year allocation of revenue funding, over 30 years, to be invested by the North of Tyne Combined Authority to drive growth and take forward its economic priorities.
- Establishment of an Inclusive Growth Board, with Government participation, to better integrate skills and employment programmes across the area, including a North of Tyne Education Improvement Challenge.
- Devolution of the Adult Education Budget for the area to allow North of Tyne to shape local skills provision to respond to local needs.
- Opportunity to secure funding for pilots to help North of Tyne residents with particular barriers to employment into work.
- Establishment of a Housing and Land Board, with powers to the Combined Authority to acquire and dispose of land, and mayoral powers to take forward compulsory purchases and establish Mayoral Development Corporations, as a foundation for North of Tyne's housing and regeneration ambitions.
- Driving improvements to rural growth and productivity and becoming a Rural Business Scale up Champion for England.
- More effective joint working with the Department for International Trade to boost trade and investment in the area.

- Collaborative working with Government to support North of Tyne in taking forward its considerable ambitions around digital capability and infrastructure, and low-carbon energy.
- A statutory Joint Committee to exercise transport functions jointly on behalf of the North of Tyne and North East Combined Authorities.

As part of the Deal, an elected Mayor – following parliamentary approval to confer and establish functions – exercises certain powers with personal accountability to the electorate, devolved from central Government and set out in legislation:

- Creation of new Mayoral Development Corporations, which will support delivery on strategic sites in the North of Tyne area.
- Compulsory purchase powers, subject to the agreement of the NTCA member where the relevant land is located, and to the consent of the Secretary of State for Housing, Communities and Local Government.
- Power to set a precept on local council tax bills to help pay for the Mayor's work. This would be subject to the provisions on council tax referendums, as determined each year by Parliament 10) The NTCA, working with the Mayor, will receive the following powers:
 - Control of a new additional £20 million a year revenue funding allocation over 30 years to be invested to drive growth.
 - Devolved 19+ adult skills funding from 2019/20.
 - Broad powers to acquire and dispose of land to build houses, commercial space and infrastructure, for growth and regeneration.
 - Powers to borrow for its new functions, which will allow them to invest in economically productive infrastructure, subject to an agreed cap with HM Treasury.

However, the Deal contained no new powers, funding, or functions in relation to transport.

66 HM Government (2018) *North of Tyne Devolution Deal*.

An Inclusive Economy

The North of Tyne Deal is the first to include an explicit commitment to creating an inclusive economy, which works for all.

This commitment is built on three key aims:

- Creating a more social and inclusive economy – one which promotes wellbeing across all communities by ensuring wealth is retained locally and distributed more equitably.
- Addressing inequality and poverty, enabling our residents to access opportunities at every stage of their lives.
- Driving better coordination of education, skills, employment and health activities to help more people move into good work, and progress in work.⁶⁷

To achieve the ambition of a successful inclusive economy, the NTCA has set out to improve access to, and take-up of, skills opportunities, increase good quality, stable employment and reduce in-work poverty.

The 2018 Devolution Deal focused on; education and skills (including school improvement, adult education and higher skills); employment; energy and low carbon; internationalisation and competitiveness; housing and land; rural growth and stewardship; and, digital infrastructure and 'smart data'.

The Deal included a commitment to create a single, unified Inclusive Economy Board providing a focus for the Combined Authority's focus on education, skills and employment support, tasked with creating 'significant socially focussed interventions within the North of Tyne'.⁶⁸ More broadly, it now provides an opportunity to integrate and strengthen these activities to tackle some of the most significant challenges facing communities in North East England.⁶⁹

67 North of Tyne Combined Authority (2021) *Working Together for You: NTCA Inclusive Economy Policy Statement*.

68 HM Government (2018) *North of Tyne Devolution Deal*.

69 Round & Longlands (2020) *Child Poverty and Devolution in North East England*.

Prosperity you can be part of: Mayor Driscoll's 2019 Manifesto

Mayor Jamie Driscoll was elected as the first Metro Mayor for the North of Tyne Combined Authority in May 2019. The commitments made in the 2018 Deal were followed by his manifesto.⁷⁰ This set out his vision to build on many of the key assets in the region, whilst acknowledging the stubborn challenges and inequalities that have negatively impacted on the wellbeing of those living and working in the area for a long time. Mayor Driscoll's manifesto outlined five policies to address these issues: creating more highly-skilled, well paid jobs; community wealth building; a green industrial revolution; setting up community hubs; building affordable homes; and, promoting meaningful adult education.

Recover, redesign, reimagine: Recovery in the region

The COVID-19 pandemic hit North East England harder and more deeply than elsewhere, exacerbating existing inequalities already prevalent in the area, and exposing new ones. What is more, those living in the region have been subject to many more 'local lockdown' measures than other parts of the country.⁷¹ This may offer an explanation for the emerging evidence that COVID-19 has had a detrimental impact on mental health (particularly for younger age groups), social isolation, loneliness, and economic wellbeing. The scale of the challenge was exemplified in a report which found that 12.4 more people per 100,000 died of COVID-19, and 57.7 more people per 100,000 of all causes in the Northern Powerhouse (which includes the North of Tyne) by comparison with the rest of England.⁷²

70 Driscoll (2019) *Prosperity you can be part of: manifesto for North of Tyne Mayor 2019*.

71 Johns et al. (2020) *State of the North 2020/21: Power Up, Level Up, Rise Up*.

72 Bamba et al. (2020) *COVID-19 and the Northern Powerhouse*.

Due to the multiple inequities experienced by those living in the region, some have suggested that the North East may feel the impact of the pandemic for longer, experiencing a slower recovery.⁷³ The NTCA has set out plans to overcome these challenges, through building a more holistic, green and equitable recovery from the pandemic. The NTCA's vision for recovery in the region 'would see the creation of 35,000 jobs and 14,000 training opportunities, improvements to 50,000 homes and 3,000 new homes built, and a focus on new ways of living, working, socialising and connecting rooted in offshore innovation and digital connectivity'.⁷⁴

They see the following areas as essential for improvement:⁷⁵

- **A fast-growing technology and digital sector, recognising** the importance of baseline digital skills, which are becoming an increasingly important requirement of employment.
- **Green growth and energy** as an area of strength, with significant low-carbon and energy technology expertise in the area. Green growth and energy has been identified as a priority for ensuring residents in the North of Tyne are proud of their local environment and people want to live, work and visit.
- **Culture, creative and tourism** as an asset that could be utilised.
- A strong **finance and professional business services sector**, where there are opportunities for development, particularly in relation to financial technology and in addressing skills shortages.

- **Health, pharmaceuticals and life sciences:** the region has a unique set of health and care assets, with access to world-leading hospital trusts and a collaborative health and social care system. Addressing key skill gaps in this sector and recruiting people with ideas and technological knowledge could see substantial growth.
- **Aging and longevity** is an established and well documented challenge to wellbeing in the 21st century and is of particular significance to the North of Tyne given its demographic. With more than one in three residents living in the area over the age of 55, there are opportunities to explore how this demographic might be regarded as an economic asset, rather than a burden.

These goals, alongside new opportunities presented by the need to decarbonise the economy by 2050, could transform the North East economy. In addition to creating a new demand for UK steel,⁷⁶ the transition to low-carbon production offers the opportunity to create new jobs in the energy sector, including offshore, renewables and battery technology – a foundation on which to build ambitions for an inclusive and dynamic economy in the North of Tyne.

73 Roper (2020) *R&D and innovation after Covid-19: What can we expect? A review of trends after the financial crisis.*

74 North of Tyne Combined Authority (2020) *A Bold Economic Recovery Deal.* See also, North of Tyne Combined Authority (2020) *Working for you: Recover, Redesign, Reimagine.*

75 North of Tyne Combined Authority (2021) *Opportunity for All: North of Tyne Strategic Skills Plan 2021-2023.*

76 Webb (2021) *Forging the Future: A Vision for Northern Steel's Net Zero Transformation.*

Carnegie UK

Andrew Carnegie House
Pittencrieff Street
Dunfermline
Fife, Scotland
KY12 8AW

T +44 (0)1383 721445

www.carnegieuk.org

Carnegie United Kingdom Trust
Registered Charity No: SC 012799 operating in the UK
Registered Charity No: 20142957 operating in Ireland
Incorporated by Royal Charter 1917

